



भारत सरकार / GOVERNMENT OF INDIA
पत्तन, पोत परिवहन और जलमार्ग मंत्रालय
MINISTRY OF PORTS, SHIPPING AND WATERWAYS
नौवहन महानिदेशालय, मुंबई



DIRECTORATE GENERAL OF SHIPPING, MUMBAI

F. No 25-63011/7/2023-NT-DGS CP No : 23946

Date : 08.01.2024

Merchant Shipping Notice No. 01 of 2024

Subject: - Implementation of Maritime Single Window Under FAL Convention

The International Maritime Organization has issued guidelines for the establishment of the Maritime Single Window system under the Facilitation of International Maritime Traffic (FAL Convention). Countries are obliged to implement electronic information exchange, including the Maritime Single Window to streamline cross-border trade and enhance the efficiency of the logistics Chain.

2. FAL Convention seeks to standardize the information required by Member States from ships, when calling a port to facilitate international trade, in the standard format. According to the FAL Convention, public authority shall provide provision to allow the submission of declarations in electronic format. As per the Convention, all ships in bound to Indian Ports are required to submit 7 forms electronically by the Master of the vessel or by the Authorized Agent. The list of declaration for ship arrival is as under:

- General Declaration (FAL Form 1)
- Cargo Declaration (FAL Form 2)
- Ship Stores Declaration (FAL Form 3)
- General Declaration (FAL Form 4)
- Crew List (FAL Form 5)
- Passenger List (FAL Form 6)
- Dangerous Goods Manifest (FAL Form 7)

3. The Maritime Single Window (MSW) is an online system designed to facilitate the digital submission, processing, and exchange of documents and data related to maritime

9वीं मंज़िल, बीटा बिल्डिंग, आई थिंक टेक्नो कैम्पस, कांजुर गाँव रोड, कांजुरमार्ग (पूर्व) मुंबई- 400042

9th Floor, BETA Building, I-Think Techno Campus, Kanjur Village Road, Kanjurmarg (E), Mumbai-400042

फ़ोन/Tel No.: +91-22-2575 2040/1/2/3 फ़ैक्स/Fax.: +91-22-2575 2029/35 ई-मेल/Email: dgship-dgs@nic.in वेबसाइट/Website: www.dgshipping.gov.in

activities. It serves as a communication hub for government authorities, port operators, and other entities participating in international maritime commerce.

4. The Maritime Single Window, on the Sagar Setu Platform, is set to entering into force starting from January 1, 2024.

5. Sagar Setu (National Logistic Portal – Marine), is aimed to connect all stakeholders of the logistics community using IT to improve efficiency and transparency by reducing costs and time delays. This project has a significant impact on the ‘Ease of Doing Business’ Index of the country. Ministry of Ports, Shipping and Waterways (MoPSW) has entrusted Indian Ports Association (IPA) for the Implementation of the Maritime Single Window on Sagar Setu (National Logistics Portal - Marine).

6. The Directorate General of Shipping (DGS) will be the regulatory authority and the custodian of the entire data collected under MSW. DGS would further share the relevant data to the relevant authority as and when required. The website will authenticate the data received from the Master/Agent with no intervention from the DGS.

- The system will allocate the data to the relevant authority as per the table:

Stakeholders	Form 1	Form 2	Form 3	Form 4	Form 5	Form 6	Form 7
Designated Ports	✓	✓	✓	✓	✓	✓	✓
Immigration	✓	×	×	✓	✓	✓	×
Customs	✓	✓	✓	✓	✓	×	✓
PHO	✓	×	×	✓	✓	✓	×

7. After coming in force of MSW from 1 Jan 2024, the electronic data received will form the foundation of base practice for trade agnostic port clearance automation. The platform calls here after standard recommend of the practices and rules for simplifying formalities, documentary requirements and procedures between all actors involved in sea-side operations.

8. The following documents are attached for setting up and implementation of Maritime Single Window from 1 Jan 2024.

- Guidelines for setting up Maritime Single Window (Annexure – I: 39 Pages)
- Data Flow Diagram for submission of FAL Forms in Sagar Setu (Annexure – II: 1 Page)
- User Guide for submission of FAL Forms in Sagar Setu (Annexure – III: 13 Pages)

9. The Maritime Single Window is already implemented at 01.01.2024 and live at Sagar Setu - National Logistic Portal.


10. All vessel arriving at Indian ports are to submit FAL forms as per user guide through Maritime Single Window with Immediate effect.

11. Maritime Single Window is new to the stakeholder, so there might be some issue with the module. Any issue in uploading forms or using Maritime Single Window to be informed with details to the undersigned email.

Email ID: n.mukesh@gov.in

This issues with the approval of the Director General of Shipping.

Yours faithfully,


08/01/24

(Capt. Nitin Mukesh)
Nautical Surveyor-cum-DDG (tech.)

4 ALBERT EMBANKMENT
LONDON SE1 7SR
Telephone: +44 (0)20 7735 7611 Fax: +44 (0)20 7587 3210

FAL.5/Circ.42/Rev.3
31 March 2023

GUIDELINES FOR SETTING UP A MARITIME SINGLE WINDOW

- 1 The Facilitation Committee, at its forty-seventh session (13 to 17 March 2023), approved the attached *Guidelines for setting up a maritime single window*.
- 2 Member States and international organizations are invited to bring the Guidelines to the attention of all parties concerned.
- 3 Member States and international organizations are also invited to bring to the attention of the Committee, at the earliest opportunity, the results of the experience gained from the use of the Guidelines for consideration of action to be taken.
- 4 This circular revokes FAL.5/Circ.42/Rev.2.

ANNEX

GUIDELINES FOR SETTING UP A MARITIME SINGLE WINDOW

TABLE OF CONTENTS

Contents

1	Introduction	3
2	Scope	3
2.1	Target audience.....	3
2.2	Maritime transport	4
2.3	Electronic messaging	4
2.4	No standards defined	4
3	Terminology	4
3.1	Parties.....	4
3.2	Procedures	5
3.3	Information technology	6
3.4	Single window	7
4	Overview of international maritime trade	10
4.1	Different business process groups	10
4.2	Transport timeline.....	11
4.3	Parties and business functions related to a single window	11
4.4	Port call optimization.....	13
5	Developing a basic plan	15
5.1	Objective.....	15
5.2	Conceptual architecture	15
5.3	Determine scope and stakeholders	16
5.4	Review and analysis of business processes and information flows.....	18
5.5	Analyse relevant policy issues	18
5.6	Consider use of legacy systems and processes	19
5.7	Determine requirements for information security	19
5.8	Support process automation	20
5.9	Determine business model.....	20
5.10	Information repository	20
6	Implementation	21
6.1	Single window methodology and design process.....	21
6.2	Key performance indicators.....	22
6.3	Outline of system architecture.....	22
6.4	Data harmonization.....	25
6.5	Data elements.....	25
6.6	Data entry into single window.....	25
6.7	Tools to aid users' data entry	26
6.8	Non-functional requirements	26
6.9	Cyber security	26
7	Interoperability	26
7.1	UN/EDIFACT	27
7.2	Extensible Markup Language (XML).....	27
8	Characteristics	27
9	Operation and maintenance	29
10	References	29

ANNEX A	30
MARITIME SINGLE WINDOW EXAMPLES	30
ANNEX B	31
LIST OF APPLICABLE STANDARDS	31
ANNEX C	34
TECHNICAL OUTLINE	34
ANNEX D	37
BASIC ITEMS FOR CONSIDERATION IN THE OPERATION AND MAINTENANCE MANAGEMENT	37

1 Introduction

There is a consensus that there is a need to reduce administrative burdens on shipping. FAL 40 adopted resolution FAL.12(40), *Amendments to the annex to the FAL Convention*, which includes new Standard 1.3*bis* which requires public authorities to establish systems for the electronic exchange of information to assist ship and port clearance processes. The inclusion of maritime transport within a "single window" environment is seen as an effective way of delivering Standard 1.3*bis* and also addressing the overall administrative burdens on shipping. In this regard, a single window environment should be implemented based on these Guidelines. The main characteristics of a single window environment, at least between individual ports within the same country, are harmonization, standardization and interoperability, avoiding proprietary technology and/or data models, and supporting the goal of international interoperability between single window environments in the future.

There is a substantial amount of literature available on the single window environment, but this is mostly concerned with trade- and cargo-related issues. The issue of clearance of the ship as a means of transport is less extensively covered. However, the clearance of the ship and the cargo need to go hand in hand to allow the efficient operation of both the port and the ship. While these Guidelines attempt to provide guidance on maritime transport clearance, including the clearance of the ship, this does not necessarily mean that one needs to define different single window environments for transport and trade.

In these Guidelines, the main part describes the key points of development of a single window environment for the target audience shown in section 2.1. This includes key performance indicators, outlined in section 6.2, based on the characteristics, outlined in section 8, for a single window environment which addresses overall administrative burdens on shipping.

The annexes contain important information related to development of a single window environment.

2 Scope

Though recommendations and guidelines have been developed by the United Nations Centre for Trade Facilitation and Electronic Business (UN/CEFACT), the World Customs Organization (WCO) and other organizations, they only provide basic definitions, models, data harmonization or road maps towards implementation of a single window environment. Implementers may face many difficulties in developing a single window environment, because there are no specific guidelines covering the maritime reporting element. The goal of this document is to develop single window environment guidelines and a framework that cover the entire life cycle. It is believed that the resulting environment will provide for (1) simplified electronic means of clearance of ships in maritime transport, (2) standardization of logistics activities, interface and information in overall maritime transport, and (3) improved maritime logistics efficiency and strengthened maritime logistics competitiveness of IMO Member States. These Guidelines are built upon general single window concepts and characteristics which have been expanded to integrate the requirements of maritime transport.

2.1 Target audience

The target audience of these Guidelines are public authorities or Administrations responsible for developing or modifying environments for a Maritime Single Window (MSW) and Contracting Governments that encourage the introduction of MSW environments to the public authorities, etc. Depending on a country's situation, a Contracting Government may act as the public authority or Administration. These Guidelines will also be helpful for consultants on behalf of public authorities or Administrations and other interested organizations.

2.2 Maritime transport

These Guidelines focus on the development of a single window environment for maritime transport. However, transport is only one component of trade facilitation (see section 4.1) and maritime transport is only one of several other transport modes.

2.3 Electronic messaging

Electronic exchange of information, i.e. the elimination of manual handling and processing of information, is the most efficient way to perform the necessary clearance of ships. These Guidelines cover implementation of an electronic facility for clearance purposes.

2.4 No standards defined

These Guidelines do not define any particular standard for implementing a single window. They point to different internationally recognized standards that are available and that can be utilized as appropriate.

3 Terminology

This section includes commonly used terms when describing a single window application.

3.1 Parties

3.1.1 Carrier

The party undertaking the physical transport of a consignment, as part of a larger supply chain.

3.1.2 Freight forwarder

The party arranging the carriage of goods including related services and/or associated formalities on behalf of a freight shipper or consignee. The freight forwarder is often contracted by the principal, the consignor or the consignee, depending on which terms of contract apply in the business relation between them.

3.1.3 Principal

An individual or organization that entrusts the execution of some tasks, such as the execution of a carriage order, to a Contracting Party in return for remuneration.

3.1.4 Ship agent

The party representing the ship's owner and/or charterer (the Principal) in port. If so instructed, the agent is responsible to the Principal for arranging, together with the port, a berth, all relevant port and husbandry services, tending to the requirements of the master and crew, clearing the ship with the port and other authorities (including preparation and submission of appropriate documentation) along with releasing or receiving cargo on behalf of the Principal.

3.2 Procedures

3.2.1 Clearance

The process of getting the necessary permits (written, electronic or informal) to allow a certain process to be performed. In the scope of these Guidelines, the following clearances are relevant:

- Clearance for a ship to enter or leave national waters.
- Clearance for a ship to berth. This will normally include clearance for the cargo or passengers to proceed to import/immigration control.
- Clearance for the ship to load or offload.
- Clearance for the ship to leave berth.
- Clearance for cargo to be imported or exported.

Other forms of clearance may also be relevant, e.g. clearance to enter ship reporting areas, port fairways, channels, locks or other restricted traffic areas. However, this is normally part of traffic management.

3.2.2 Manifest

A document recapitulating the various data from bills of lading and other transport documents issued for the carriage of goods on board ships.

3.2.3 Bill of lading

A bill of lading is similar to a waybill (see below) and the two terms are sometimes used for the same document. However, a bill of lading is normally more formal and is often negotiable, which gives the person with ownership of the bill of lading the right of ownership of the goods and the right to re-route the shipment. Also, a feature of the bill of lading is that the original, either in paper or electronic equivalent, must be surrendered in order to obtain delivery of the goods, while proof of identity by the named consignee is sufficient in the case of a waybill. This term is also described in code value 705 under the UN Trade Data Element Directory Code list 1001 for document name code.

3.2.4 Waybill

An agreement between the consignor, carrier and consignee covering the transport of a consignment. This agreement covers the ownership and liability issues of the parties in relation to the consignment. This term is also described in the UN Trade Data Element Directory under Code list 1001 for document type.

3.2.5 FAL documents

Information presenting data by electronic means or by non-electronic means, as defined by the annex to the FAL Convention. Standard 2.1 of the annex to the FAL Convention lists documents representing the maximum reporting requirement for the purpose of those documents. Note that FAL forms have been developed as presented in appendix 1 of the FAL Convention.

3.2.6 Port call process

The port call process is a very important element in a safe and efficient port operation. It consists of one physical execution part involving the navigation of the ship and the handling of cargo, supplies and services; and one business process part that among several other things includes the digital transfer of information related to the port call.

The port call business process which has two main phases: one phase related to the contractual part, and one related to the operation. The contractual phase includes contract information for the sale of goods (bulk) or carriage (container), contract information on hiring ships, and the contract information for hiring terminal service. The operational phase includes passage planning, berth planning arrival, port planning arrival, vessel and cargo service planning, and port planning departure.

A holistic integration of the port call is bringing administrative, nautical and operational information and data into the common port environment, including port community systems, maritime single windows, terminal operating systems and others (see other parts of section 3.4 for descriptions of these systems), which will ensure the quality of information provided and delivered.

The common port environment includes three types of data:

- .1 Nautical data: data that are provided by hydrographic offices or similar service provider that is used in safe navigation;
- .2 Administrative data: data that are submitted by ships or other non-authority parties to authorities based on legislation or regulations;
- .3 Operational data: data that are submitted to non-authority parties as part of planning or execution of certain operations.

3.3 Information technology

3.3.1 Electronic Data Interchange (EDI)

The abbreviation EDI is used to refer to any type of electronic data interchange. The interchange can take place using UN/EDIFACT, XML or any other standardized file format. It is important however that all formats comply with international standards, particularly where trade has a preference for one or more standards, as this reduces the cost of compliance for trade for exchanging information.

3.3.2 UNECE; UN/EDIFACT

UNECE is the abbreviation for the United Nations Economic Commission for Europe. UN/EDIFACT is the abbreviation for the United Nations Electronic Data Interchange for Administration, Commerce and Transport. UN/EDIFACT develops and publishes a directory of 100+ UN/EDIFACT message structures twice a year. The EDIFACT syntax is standardized by the International Organization for Standardization (ISO) as the ISO 9735 standard.

3.3.3 Electronic signature

Data in electronic format which is attached to or logically associated with other electronic data and which serves as a method of authentication that meets the following requirements:

- .1 it is uniquely linked to the signatory;
- .2 it can identify the signatory;
- .3 it is created using means that the signatory can maintain under his/her sole control; and
- .4 it is linked to the data to which it relates in such a manner that any subsequent change of the data is detectable.

3.3.4 Electronic seal

An electronic seal is technically the same as an electronic signature, used by an organization.

3.4 Single window

In the annex to the FAL Convention, single window is defined as a facility that allows submission of standardized information covered by the Convention to a single-entry point. The facility is generally understood to be based on electronic data transmission and relies on system software to distribute the data submitted to the receivers in accordance with the system rules and user agreements. The literal definition of single window allows for any type of data transmission that employs a single-entry point and avoids duplication. UNECE Recommendation No.33 defines a single window as an electronic facility providing trade facilitation measures that allows parties involved in trade and transport to lodge standardized information and documents with a single-entry point to fulfil all import, export and transit-related regulatory requirements. Individual data elements should only be submitted once electronically.

WCO members prefer to use the term single window environment because single window implementations are invariably a collection of interdependent facilities, regulatory requirements and cross-border regulatory agencies' business processes. The establishment of the single window environment for border-control procedures for conveyance, transport equipment, goods and crew is considered by customs administrations as the best solution to the complex problems of border automation and information management involving multiple cross-border regulatory agencies.

UN/CEFACT has also defined in a Technical Note the term "Single Window Environment". The important message of the explanation is that "once information has been sent to the Environment, an economic operator need not submit their data multiple times because it will already be stored in the system". This is also referred to as the principle of "reporting once only" to eliminate the need to submit the same or similar information separately to different authorities. Also, it describes that "the main objective of Single Window implementation is to put in place trade facilitation mechanisms (not the creation of an electronic solution)."

In these Guidelines, "(maritime or trade, etc.) single window" would indicate "(maritime or trade, etc.) single window environment" which basically describes the total concept including "system", plan, operation, maintenance, legal issues, data sharing and collaboration between stakeholders, etc., unless otherwise stated. When the phrase "(maritime or trade, etc.) single window system" is used, this would mean the information system described from a technical viewpoint.

3.4.1 National single window (NSW)

Where a nation has established a single environment for the collection, distribution and exchange of information for national authorities across different sectors such as maritime, port and trade.

These Guidelines use the term single window only, except when referring to single window solutions that mix local clearance functions (e.g. for one or a few ports) and national clearance functions through one common national single window.

3.4.2 Maritime single window (MSW)

The term "maritime single window" (MSW) can be defined as a one-stop service environment that covers maritime and port administrative procedures, such as port entry/departure declaration, notice of security reports, as well as port call business information, and other related information exchanged between actors of the port call process nationwide in order to enhance the port operation. In other words, an MSW is a single window in the scope of maritime and port fields.

In some countries, an MSW may also serve as an NSW or trade single window/customs single window (TSW/CSW). Note that an MSW is called by different names in each area. For example, in ASEAN countries and Japan an MSW is called "Port EDI system."

MSW should be considered as a technology neutral and trustworthy platform for public private data collaboration to expand its scope beyond regulatory framework to include nautical and operational information and data as a best practice for trade agnostic port call automation.

3.4.3 Trade single window (TSW)/customs single window (CSW)

The term "Trade single window (TSW)/customs single window (CSW)" can be defined as an environment that covers procedures related to exports and imports goods such as customs clearance. Sometimes for some countries, TSW/CSW (hereinafter referred to as "TSW") may also serve as an MSW.

3.4.4 Port single window (PSW)

A single window environment that provides information at a local level about a vessel to the authorities at that level, usually a single port. PSW systems should, where possible, be connected to a higher-level NSW or MSW. In the latter case, PSW systems may function as a single point of access for NSW regarding reporting formalities. PSW can also be part of the wider Port Community System (PCS) in a port.

3.4.5 Port community system (PCS)

A PCS is defined by IPCSA (International Port Community Systems Association) as a neutral and open electronic platform enabling intelligent and secure exchange of information between public and private stakeholders in order to improve the competitive position of the sea and air ports' communities; and optimizes, manages and automates port and logistics processes through a single submission of data and connecting transport and logistics chains.

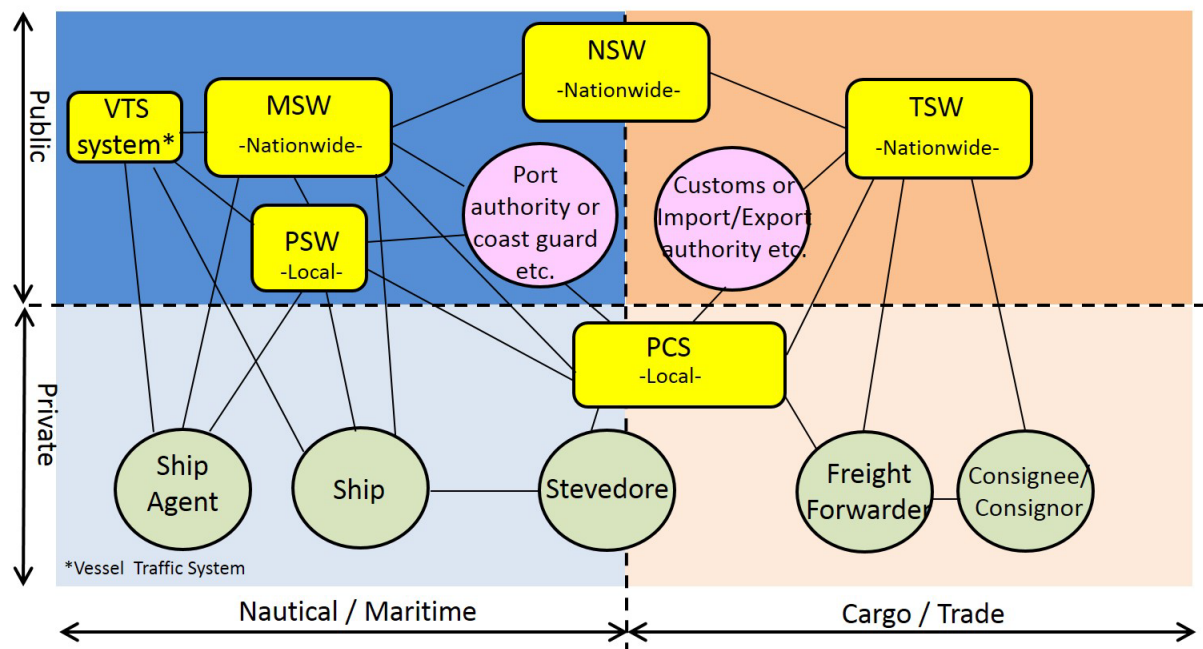
A PCS is a modular system with functionality designed to provide all the various sectors and players within a port community environment with tools specific to them, thus delivering a tightly integrated system. Developed for port users by port users, a PCS encompasses exports, imports, trans-shipments, consolidations, hazardous cargo and maritime statistics reporting. PCS covers Business to Business (B2B), Business to Government (B2G) and Government to Business (G2B) and in some cases Government to Government (G2G) exchanges.

PCS can also act as gateways into SW (including MSW, NSW or TSW).

3.4.6 Examples of single window and associated systems relationship

A conceptual image showing the possible relations of each single window is described in figure 1. Note that the figure does not cover all possible system relations (e.g. some countries do not have PSW but have MSW). With regard to other detail patterns, please see item 7 or 9 of maritime single window examples in annex A.

Figure 1 – Examples of single window and associated systems relationship



(This figure is replicated from TC 65/INF.6/Add.1; however, some descriptions are modified.)

*Note: Vessel traffic service (VTS): a service implemented by a Competent Authority, designed to improve the safety and efficiency of vessel traffic and to protect the environment. The service should have the capability to interact with the traffic and to respond to traffic situations developing in the VTS area.

4 Overview of international maritime trade

This section discusses the concepts behind the MSW and looks at its relationship to the general trade requirements which in many cases include their own single windows.

One of the major factors affecting the successful deployment of any technical system, whether a single window or not, is how well it satisfies the requirements of the intended users. This implies that the designers of the single window need to know who the users are and what requirements they have.

Thus, the main message in this section is that trade has different dimensions, each with different parties and different responsibilities. A single window solution must define what dimensions, what parties and what responsibilities it is intended to serve and then implement technical solutions that satisfy these requirements.

Additionally, a single window solution should demonstrate that the integration of any new or additional reporting into a single window does actually have benefits in terms of trade facilitation.

4.1 Different business process groups

Trade involves a number of different business processes which interact to meet the higher-level objective of movement of goods. Figure 2 attempts to illustrate some of the main business processes and parties in trade and transport. The top level, driving the whole process, is international trade. This creates the need for transportation, which in many cases is supplied by transport service providers, e.g. the forwarders. The actual transport may be performed over several legs, some of which are typically by ship. During the ship transport, there are also operational issues that need to be addressed between the parties involved in the transport operation.

Figure 2 – Main business processes in trade and transport

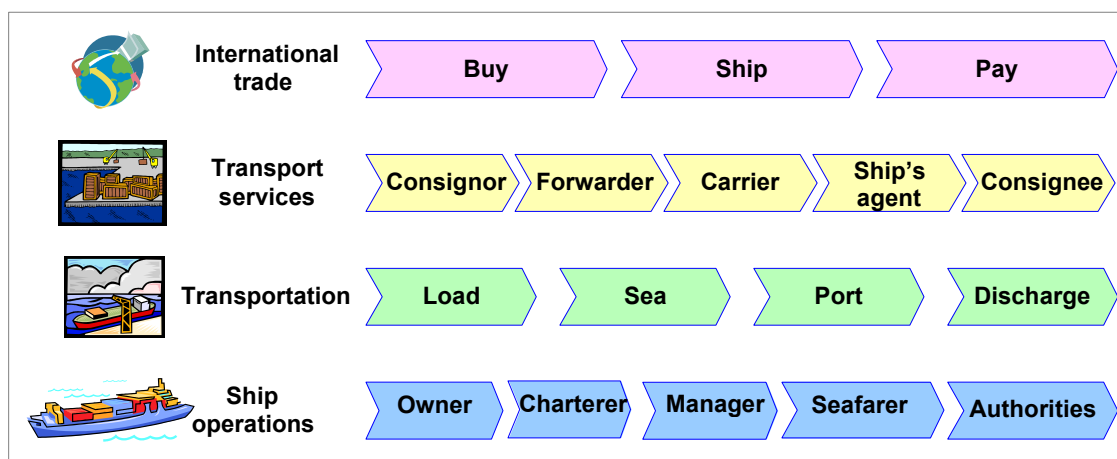


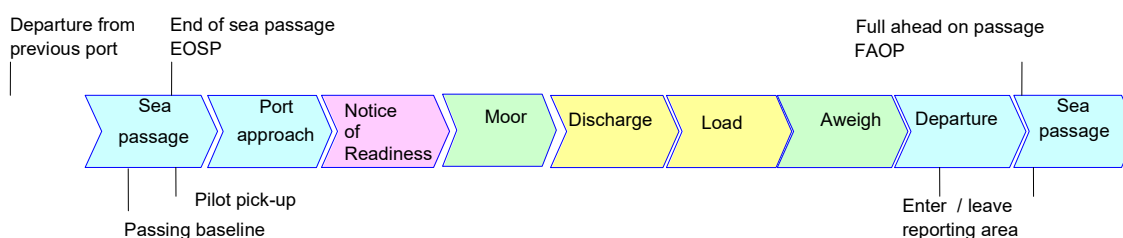
Figure 2 visualizes a high-level view of the processes, thus it is highly simplified and the real processes are significantly more complex. Also, these four levels may be repeated several times over the freight operations and the roles and actions on each level will often be intertwined with other levels' roles and actions.

The users' requirements on each level are driven by the business process on that level and have different focuses. On the highest level they are driven by the sale and purchase of transported goods, while on the lowest level they are driven by the need for better use of resources and infrastructure. Thus, a single window may not be able to cater for all requirements and in some cases the use of a combination of different "single" windows and more conventional party-to-party interaction will be more appropriate.

4.2 Transport timeline

Reporting requirements and hence the use of the single window will depend on where a ship or the cargo is on its voyage. Figure 3 below shows some of the phases that can be used as a reference for reporting.

Figure 3 – Timeline in a transport process



Depending on applicable rules or commercial processes, a number of other subdivisions are in use. Some are included in figure 3:

- Passing baseline: Where the ship enters national waters, normally with some reporting requirements to the coastguard, navy or police.
- End of sea passage (EOSP): Normally used in transport contracts, where the ship decelerates from transit speed.
- Pilot pick-up: Often at EOSP.
- Enter/leave ship reporting area/VTS area.
- Full ahead on passage (FAOP): Where transit to the next port starts.

Note also that the sea passage may contain channel or strait passages and that the port approach likewise may be subdivided into more phases.

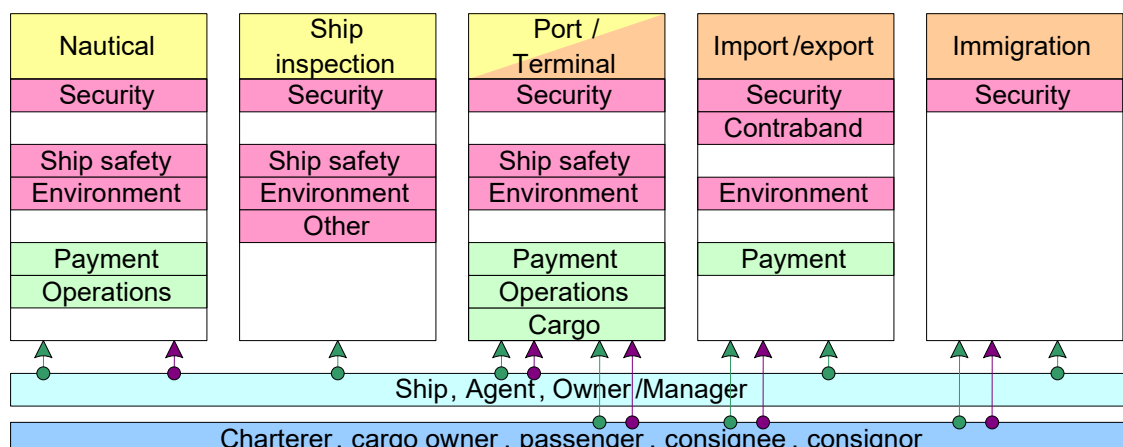
4.3 Parties and business functions related to a single window

Figure 4 below shows a more detailed view of the user groups involved in clearance of a ship.

The different groups of actors with individual responsibilities have a significant impact on what information, at what time and in which format needs to be exchanged.

The top-level boxes define the main user groups responsible for the clearance process and the rectangles at the bottom show the user groups involved in the transport operation.

Figure 4 – User groups involved in clearance of a ship



The colour of the top-level boxes indicates whether the group of actors processes clearance purely for maritime transport (yellow) or for several transport modes (orange). The port and terminal actors have been shown to belong to both areas. This is because the terminal (or in some cases the port) also has to relate to hinterland transport, e.g. by road, rail or inland waterways.

To indicate the reason for the information exchanges, the top-level boxes have some internal operational labels showing some of the operations performed.

The arrows indicate reporting requirements. Green arrows show data flows that normally have to take place well before arrival while mauve arrows show flows that take place closer to or even after arrival.

Table 1 below shows some examples of specific parties that can be assigned to the actor groups. The actual parties may have different names and functions in different countries and even in different ports, but the list presented here is relatively general.

Table 1 – Specific parties

Group	Function	Example party (documents)
Nautical	Security	Navy (ISPS reports, arrival notifications)
	Safety	Coastguard (arrival notifications, passing baseline) VTS, pilot, ship reporting area (arrival notifications)
	Environment	Coastguard (dangerous goods manifest, ballast water reports)
	Payments	Fairway fees, pilot fees
	Operations	VTS, pilot (arrival notification)
Inspection	Security	Port State control (ISPS documents)
	Safety	Port State control (certificates)
	Environment	Port State control (waste and oil records)
	Other	ILO (contracts)
Port/terminal	Security	Port security officer (ISPS reports)
	Safety	Safety officer (dangerous goods manifest, arrival notification)
	Environment	Safety officer (waste reports, ballast water reports)
	Payment	Port/terminal fees
	Operations	Arrival/departure notifications
	Cargo	Clearance status for cargo, cargo manifest
Import/export	Security	Cargo manifest

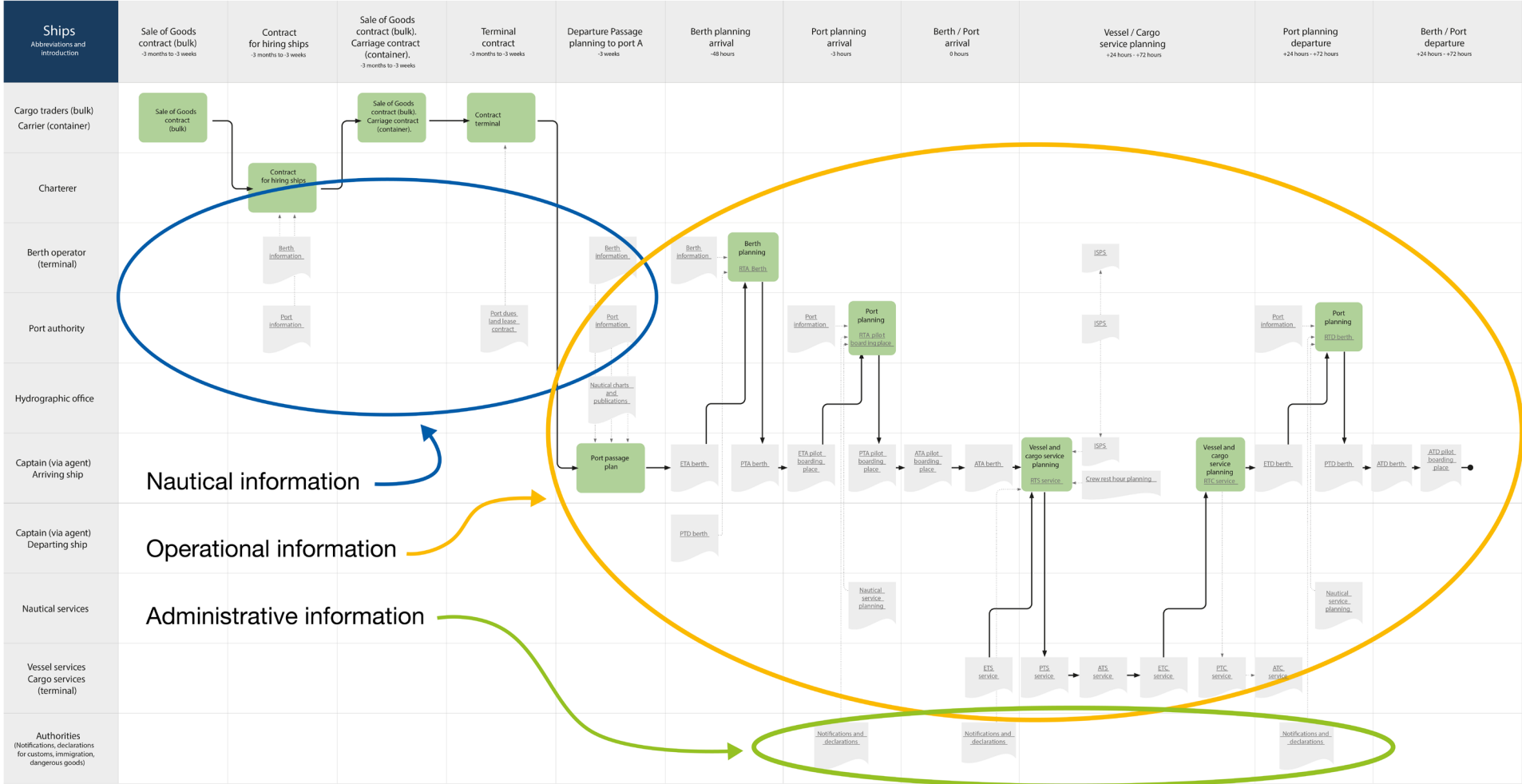
Group	Function	Example party (documents)
	Contraband	Arrival notification (previous ports), cargo manifest
	Environment	Cargo manifest, veterinary, health, other certificates
	Payment	Customs dues
Immigration	Security	Crew list, passenger list

4.4 Port call optimization

The International Task Force Port Call Optimization (ITPCO) has mapped out a high-level business process (figure 5), which is port and trade agnostic. It has been developed based on existing BIMCO contracts and IMO resolutions – which are widely used by every port and every trade.

Port call operations involve a substantial number of actors. Upon reaching the coastal area, the maritime authority is involved; to enter the port, the port authority needs to give its approval; often there are pilots and tug operators and other supporting nautical services required to bring the ship to berth; mooring personnel make fast the ship to the berth; terminal operators and stevedores are engaged in cargo operation; other providers deal with such things as waste and security; and agents are there to ensure that everything goes according to plan. And the same group of actors are needed to get the ship ready to depart from berth, leaving the port area, and back to the open sea.

Figure 5 – Port call process diagram



5 Developing a basic plan

Sections 5 to 8 are written as short step-by-step guidelines to the implementation of a single window system for maritime transport. Each step is relatively briefly described but will give references to other parts of the guidelines with more information when required. Also, more detailed information on electronic data interchange can be found in the IMO Compendium on Facilitation and Electronic Business.*

Note that the results of each new step may invalidate certain assumptions from earlier steps, possibly requiring some backtracking.

5.1 Objective

An MSW implemented in accordance with these guidelines should achieve the following objectives:

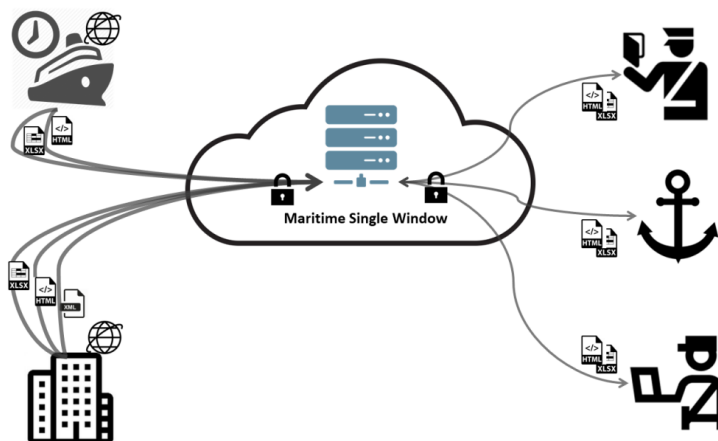
- .1 enhance the efficiency of reporting and clearance processes, and maritime trade;
- .2 maximize harmonization and standardization at least between ports at the national level; and
- .3 minimize administrative burdens for shipping.

5.2 Conceptual architecture

The system depicted below represents a conceptual architectural model that defines the structure and behaviour of the MSW. This model assumes that a single authority (CIM), Centralized information model (see section 5.9) has the responsibility to operate the system that receives information electronically via the single window and thereby disseminates this information to all relevant stakeholders.

The conceptual model illustrates that the MSW consists of an environment whereby ship data providers can submit information electronically either through a user interface or a system-to-system interface. The information is digitized, and the individual data elements will be submitted once only.

Figure 6 – Maritime single window conceptual architecture



* The IMO Compendium on Facilitation and Electronic Business.

Within this general system configuration there are many possible ways of how to define the architecture of an MSW depending upon each State's own requirements and conditions.

Figure 6 illustrates the information flows which take place within the MSW, such as:

- the submission of information by the shipping industry (e.g. ship master or agent) and the receipt of decisions from authorities; and
- the distribution of the received information to the authorities and the submission of their decisions to the shipping industry.

Due to the rapid evolution of technologies during the last decade and the exponential rise in the possibilities of exchange and storage, it is recommended to have an open architectural vision geared to the future. Central topics include:

- .1 modular design and standardized interfaces;
- .2 ensure interconnection with ships/agent for reporting;
- .3 ensure interconnection with authorities and entities having autonomous systems;
- .4 exchange with stakeholders/users not having (own) computer systems;
- .5 compensate for the absence, the poor quality or the high costs of telecom links;
- .6 ensure continuity of the service; and
- .7 provide a function to feedback information from the MSW to the ships/agents.

The amended FAL Convention mandates the use of modern information and communication technology and, in particular electronic exchange of information, including electronic data interchange (EDI), to transmit information related to maritime transport. The use of EDI is a central part of the conceptual architecture.

Particular attention should be placed on the information requirements from the port call optimization as described in section 4.4 within the regulatory framework related to requirements on electronic exchange of information and other regulatory requirements.

5.3 Determine scope and stakeholders

It is necessary to determine what functions the single window will have and who the main stakeholders are. The main issues are described in sections 5.3.1 to 5.3.4.

5.3.1 MSW and/or TSW

In the context of shipping, two main types of single window, MSW and TSW, can generally be distinguished, although in practice many implementations will be a mix of the two.

MSW: The FAL Convention and the IMO Compendium define the maximum amount of clearance information that may be required before a ship can go to berth. However, getting cleared according to the FAL requirements does not automatically imply that the passengers or crew can enter the country or that the cargo can be imported. Normally, ship clearance means that cargo can be offloaded to the quay side and that passengers may disembark for immigration control.

TSW: Most existing single window implementations deal with the import and/or export clearance of cargo, thus as a TSW. Depending on the national structure, they can be operated by or on behalf of various authorities, e.g. customs or veterinary or agricultural authorities. This means TSW. This is related, among other things, to the protection of national interests in terms of taxation and to protection of the State from various forms of dangerous imports.

5.3.2 Clearance functions implemented

Consideration may also be given to the different types of clearance that can be given. The following categories can be distinguished:

- .1 Clearance of ship to enter territorial waters: This allows the ship to proceed from international to national waters and usually requires some kind of permit from border control, military or similar entities.
- .2 Clearance of ship to berth: This includes clearance of the ship in relation to various safety and security issues, possibly including sanitary, phytosanitary and security-related clearance of cargo and passengers.
- .3 Clearance of passengers and crew: This includes necessary measures to allow the crew and passengers to leave the ship.
- .4 Clearance of cargo for discharge, load or trans-shipment.
- .5 Clearance for bunker or other port operations.

Similar clearance levels may be defined for departure. Note also that this list does not include customs' and other authorities' clearance of goods for import and export, which are typically TSW functions.

5.3.3 Types of shipping supported

There are wide variations between types of shipping, each with certain challenges:

- .1 ROPAX: unknown cargo in passengers' cars; partly very short international ferry rides; special consideration required to achieve clearance without excessive delays for embarkation and disembarkation.
- .2 Passenger/Cruise: large groups of passengers, "day immigrants".
- .3 Ro-ro/Container: large amounts of cargo information, typically in UN/EDIFACT format; manifest/bills of lading are often sent as electronic documents.
- .4 Bulk: simple manifests/bills of lading; simple customs procedures.
- .5 General cargo: more complex manifests and customs procedures; several receivers and shippers. Some sectors include vessels with regular and more frequent calls.

Thus, the proposed single window should consider what types of ships are most likely to be handled through the system and what can be handled as exceptions.

5.3.4 Geographic scope

A single window can provide clearance for different geographic areas. From larger to smaller areas, some examples are the following:

- .1 regional clearance: clearance for entry into a region of more than one State;
- .2 national clearance: clearance for entry into a State; and
- .3 port clearance: clearance for entry into a specific port.

Depending on national legislation and regional agreements, one or more of these levels of clearance may be required, and are maintained by one or more clearance authorities.

5.4 Review and analysis of business processes and information flows

It is necessary to review and analyse the current business processes and their information flows when introducing an MSW. For setting a single-entry point and realizing "reporting once only", the business processes and their information flows would be changed. In addition, it would be better to consider streamlining other related business processes and their information flows, taking this opportunity. For changing the business processes and their information flows, it would be helpful to set up a framework for discussions with relevant stakeholders.

5.5 Analyse relevant policy issues

Legislation and policy issues are perhaps the most complex factors in the establishment of a single window. UNECE Recommendation No.35, "Establishing a Legal Framework for an International Trade Single Window", refers to the way of approaching the common legal issues encountered when developing a single window. In addition to Recommendation No.35, there are also legal issues related to different types of shipping that need to be considered as described in 5.3.1, 5.3.2 and 5.3.3. Furthermore, particular consideration should be given to some of the experiences gained in other projects.

5.5.1 International shipping

Requirements for international shipping are usually transcribed into national legislation. For reporting requirements, national legislation will often reflect the FAL Convention. However, there might be parallel regional requirements; for example, as in Directive 2010/65/EU of the European Parliament and of the Council. Other national, regional or international legislation to be considered cover, for example, security clearance or special requirements for early arrival notification.

5.5.2 Regional shipping

Some regions have special legislation covering ship traffic between States in the region. This typically involves stricter controls at entry to the region than when moving between regional ports.

5.5.3 National shipping and cabotage

National shipping and cabotage operations are normally covered in national legislation. Cabotage agreements may again refer to international legislation.

5.6 Consider use of legacy systems and processes

The introduction of new single window systems will by necessity change some business processes. The purpose of the single window is to simplify trade and transport processes. However, the overall cost of a new system will be determined by the costs of necessary software and hardware investments as well as by the costs of changes to processes. Where legacy processes are retained, care should be taken to ensure consistency with newer automated ship clearance systems. If deemed possible to help reduce costs, an SW could utilize existing systems with interfaces enabling exchange of information with both new and legacy systems, unless retaining legacy systems would unduly impact the overall objective of simplification. Some issues that can be considered are as follows:

- .1 Tools exist that let users interface/interact with electronic systems without needing overly specialized software. Several common tools such as Adobe Reader, Microsoft Excel and others can read and write XML files with a graphical user interface. However, while the general software allows you to create documents in the XML format, it does not always strictly follow the requirements for the format and structure of such a document, which can significantly complicate the automated processing of such a document and serve as a reason for refusing to accept it. It seems more appropriate to use specialized software with open-source code to solve such cases.
- .2 An automated information transaction system (see sections 3.3.1 and 3.3.2) may in some cases simplify the overall design of the complete system by allowing legacy document formats to be used.

However, in all cases the emphasis should be on the harmonization of processes and data models, as discussed in section 6.4.

5.7 Determine requirements for information security

As the single window will be used for transactions that can have commercial as well as legal importance, it needs to address the issue of information security. Security normally involves some or all of the following concepts:

- .1 Confidentiality: Assurance that information is not disclosed to unauthorized individuals or systems.
- .2 Integrity: Assurance that the received (or sent) information is correct and logically consistent.
- .3 Authentication: Assurance that the identity of the sender (or receiver) is the one specified.
- .4 Authorization: Assurance that the sender or receiver has the authority to provide or receive the information.
- .5 Availability: Assurance that the system is available when needed.
- .6 Non-repudiation: Assurance that the sender or receiver of information cannot deny that the information was sent or received.
- .7 Message transmission: Assurance that messages through the single window are traceable and that some concept of guaranteed delivery is applied.

Sufficient emphasis needs to be put on implementing technical features that address the relevant security issues.

5.8 Support process automation

Several of the security mechanisms are also required to support full automation of administrative processes. To automate, for example, ship reporting, it is necessary that the automation system can show evidence that the report was sent, and that the receiver cannot tamper with the content. It is normally also required that the sender of a message can be authenticated.

5.9 Determine business model

The success of the single window will also depend on to what degree the business model matches user expectations. Thus, the selection of a suitable business model is important. There is a wide range of variants from which to choose, but some typical models are the following:

- .1 fully operated and funded by public authorities. No payment for using the system;
- .2 funded by commercial port companies with no direct pay for usage. This may make sense as a single window can significantly simplify many port processes; and
- .3 paid for by users as a fee per transaction. This assigns costs directly to the users of the system. This is mostly the case with port community systems operated by private companies.

The benefit of waiving usage fees is that the uptake among users may be quicker. This will in turn give faster return on investments for the shore authorities and other users. However, this model also requires the long-term funding to be in place before the system is implemented.

5.10 Information repository

The report "Blueprint for a virtual port" (BLU-VH) describes three different models for collaboration through electronic systems such as a single window. The report analyses these three models in terms of different perspectives, namely infrastructure, messaging, security and mobility. The three e-collaboration models are:

- .1 **Bilateral information model (BIM):** In this model, information is exchanged directly between the different actors on a bilateral basis. This is the traditional system without a single window or where the single window only supplies information about what server can perform what function.
- .2 **Centralized information model (CIM):** In this model, data is stored at a central information service provider. Information can be retrieved from this central information service provider by trading partners that have the right to do so.
- .3 **Decentralized information model (DIM):** In this model, data is stored and controlled by each individual party. A broker service can help in retrieving the information from the right source.

Many modern systems related to maritime and port fields currently use the CIM approach, while, as an example, the European Union's SafeSeaNet is a DIM system, playing a wider role of a federation of distinct NSWs (or MSWs) in which a central hub, known as the European Index Server, keeps track of important events, with Member States storing the information on each event. The index server receives a notification each time a report is made to a Member State-system, but the full details of the report are stored either at the Member State-level or even more locally within a Member State and only exchanged with other users on the basis of a request sent via the European Index Server. This model allows a balance to be found between supporting the free flow of information throughout the system and allowing individual users to deliver their data-collection and processing functions in the most appropriate way to suit their own operational and organizational context.

6 Implementation

6.1 Single window methodology and design process

To successfully transform existing reporting and clearance processes into a single window, which at least embodies the reporting requirements of the annex to the FAL Convention, the methodology and process should address the following:

- .1 the needs of all stakeholders;
- .2 the commitment to an efficient single window;
- .3 the development of a harmonized list of data reporting requirements;
- .4 an agreed reporting format which meets the needs of all stakeholders of local or international trade; and
- .5 where appropriate, the use of international and recognized standards for communication between business users and the MSW, as many of these users may be foreign or international entities.

Also, the administrative and business processes required to govern the efficient operation of the single window must be addressed, regardless of the technology solution selected to implement it. In particular, consideration should be given to:

- .1 administrative and business processes for a service model which embodies "report once" and the secure and efficient distribution and reuse of data;
- .2 the legal and regulatory environment required to support such a service model; and
- .3 the data privacy provisions that govern each party's access to information in the MSW.

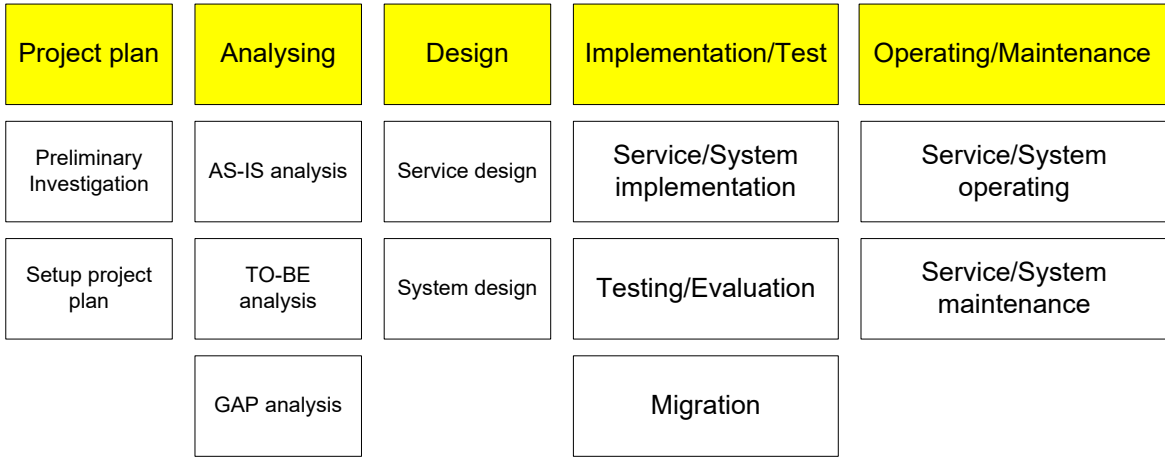
Finally, the technology which may be implemented to enable the single window processes to function as efficiently as possible has to be considered.

The general methodology for normal system implementation is shown in figure 7. (Note: this is a general methodology, it does not exclude other methods).

An MSW is a complex entity and will need a professional approach to software development. The responsible party needs to make sure that it has the necessary expertise in-house, or search for assistance externally.

The following subsections describe the recommended methodologies to implement a single window from a technical perspective.

Figure 7 – General methodology for normal system implementation



6.2 Key performance indicators

In order to evaluate the extent to which an MSW achieves its objectives as outlined in section 5.1, the way in which it is implemented and operated should be assessed using key performance indicators based on the characteristics for a single window environment, provided in section 8.

The key performance indicators in conjunction with the characteristics should be used to assess the development (see section 5), implementation (see section 6) and performance of the MSW in achieving those objectives outlined in section 5.1. Additionally, it should be used as part of the process of identifying an appropriate MSW from those described in annex A for adoption and implementation.

6.3 Outline of system architecture

There are several components with different requirements, from top to bottom as shown in figure 8, and from left to right as shown in figure 9:

- .1 The business users (agents, shipowners, ship crew) that input to the SW should as far as possible, use international standards for protocols and data format.
- .2 However, one should expect different transmission paths, e.g. machine-to-machine or Internet and Internet-based mechanisms.
- .3 There is a database and some business/event logic in the middle. This has to be adapted in international requirements based on item 1 users, and local requirements based on the actual administration users (to the right in figure 9, and at the bottom in figure 8).

- .4 The next step is to provide logic and filters for local users (not everyone will have access to all data).
- .5 Outputs are, as for business users, possibly different amongst the different administrations. It may be more difficult to find international standards in this area as the interfaces typically are based on local and national legislation.
- .6 Notifications from administration users to business users such as permission are transmitted from bottom to top as shown in figure 8 and from right to left as shown in figure 9. Note that communication with ships may require special provisions, e.g. due to limited connectivity and bandwidth or security measures blocking incoming data to the ship.

Figure 8 – Image of system architecture

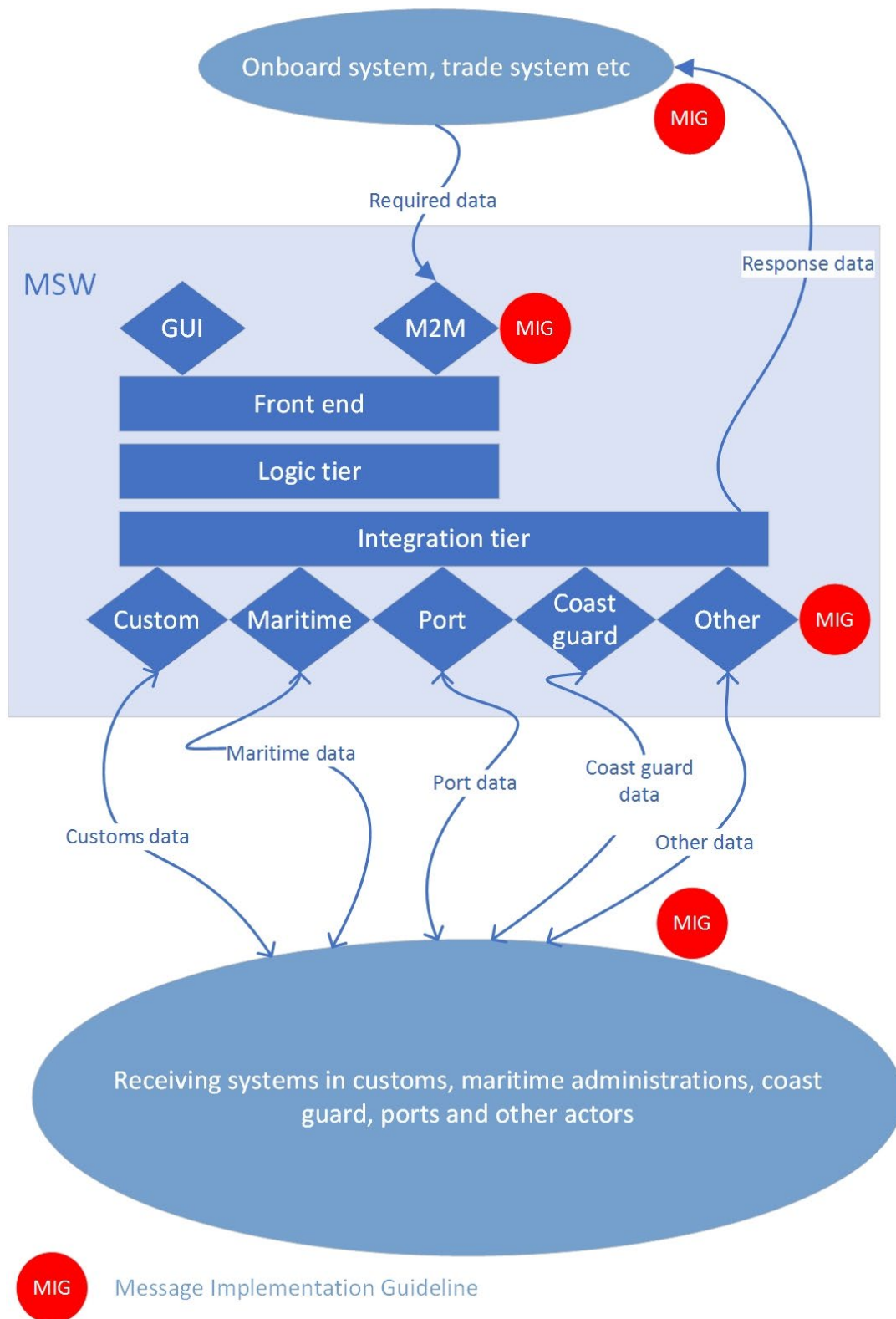
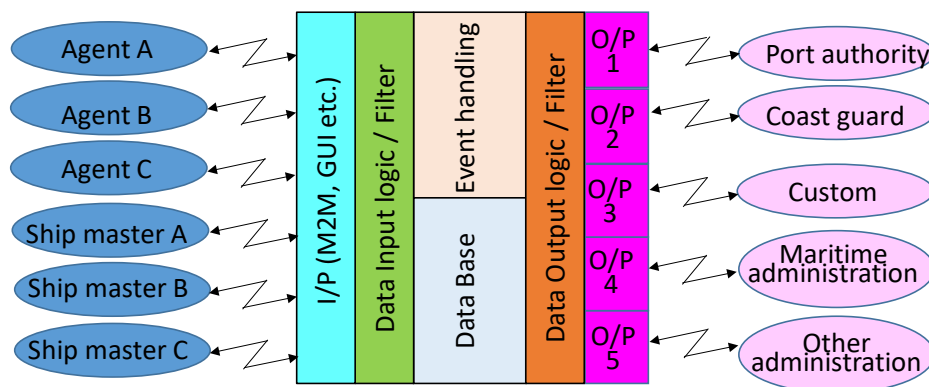


Figure 9 – Image of system architecture



6.4 Data harmonization

This is achieved by initiating developments in the areas of process analysis, best practices and international trade procedures. Where appropriate, the UN/CEFACT Modelling Methodology (UMM) is used to support the development of trade facilitation and electronic business solutions. The UN/CEFACT Library Maintenance Team is responsible for consistency and harmonization of data (core components) across business domains and sectors, contributing to a concise and well-defined glossary of business terms and business data semantic definitions and to the structuring of data exchanges.

An important part of the single window design is to harmonize the representation of data between the different authorities and users of the single window. This is discussed in the WCO Data Model on Single Window Data Harmonization (WCO Data Model).

6.5 Data elements

The IMO Compendium on Facilitation and Electronic Business serves as a reference manual for creating the systems needed to support transmission, receipt and response of information required for the arrival, stay and departure of ships, persons and cargo through ports using electronic data interchange (EDI) messaging. It contains the table which shows the Organization's definitions for the recommended data elements in the arrival, stay and departure reports described in the FAL Convention and for the required data elements when reporting security-related information under SOLAS regulation XI-2/9.2.2 and MSC.1/Circ.1305.

6.6 Data entry into single window

Normally it is necessary to consider different ways for data to be entered into the system. These methods should cater for different users' requirements and possibilities for entering data. Some common methods are:

.1 Machine-to-machine interface:

A preferred solution allowing IT systems of the relevant stakeholder on board and/or on shore to automatically send and receive, through a secure connection, electronic information regarding a ship's arrival to a port. This could be done via a web service or any of numerous other technical ways.

.2 Graphical user interface (GUI):

GUI is the main alternative to machine-to-machine communication and a common approach when automatic submission is not possible from an economic or operational perspective. It always involves a person entering information. GUI is useful for the reporting of vessels that only call at a port occasionally, whose reporting requirements are modest and where the pattern of ad hoc worldwide trading precludes the owner or operator investing in an automatic system.

6.7 Tools to aid users' data entry

For EDI interfaces, it is also necessary to consider how the users format their EDI file. In most automated systems, the EDI formatting is done by the local administrative systems and sent more or less automatically to the single window. However, it is also possible to provide data-entry tools that allow the user to enter data manually and generate an EDI file for deposit through email or directly through the Internet.

Data-entry tools can be stand-alone applications or can be implemented with the help of HTML forms, Adobe PDF or Microsoft Excel workbooks, for example. The benefit of the latter variants is that they do not require installation of any special software on board the ship or on the user's premises.

6.8 Non-functional requirements

During the implementation phase, one has to consider various "non-functional" requirements that limit the implementation selections quite substantially. The typical problem is establishing the degree to which one can expect the prospective users to actually make use of the new technological solutions provided. This is obviously a critical issue regarding the final adoption of the proposed technical solutions.

6.9 Cyber security

In order to respond to the growing cyber threats, cyber security technologies have become essential to the operation and management of an MSW. The management of cyber risk should be done in accordance with international standards and best practices including the *Guidelines on maritime cyber risk management* (MSC-FAL.1/Circ.3/Rev.1), which provides high-level recommendations for maritime cyber risk management.

7 Interoperability

Based on the UNECE Recommendation No.36, there are four levels of technical interoperability: the methodology for dataset creation, datasets, business processes and messaging. When data interchange of electronic messages between electronic systems is implemented, there are two key elements: communication protocol (e.g. HTTPS, FTPS and SMTP), and business protocol, which allows for syntax rules, format, code of messages and data code. Both should be decided through discussion with related stakeholders. The IMO Compendium identifies data elements and format standards that can be used to implement system collaboration of an MSW and promote interoperability. Another important aspect of interoperability is ensuring legally significant trusted trans-boundary electronic interaction of documents between stakeholders from different jurisdictions.

7.1 UN/EDIFACT

There are multiple international data standards in use in maritime trade. UN/EDIFACT messages are by far the most widely used at the time of writing, however XML and other formats are also now in use, particularly in administrations.

7.2 Extensible Markup Language (XML)

Currently, Extensive Markup Language (XML) is commonly used in the area of electronic messaging. XML is a markup language with extensive support in common office automation tools and off-the-shelf or public-domain computer software. An information system which adopts an XML format for EDI is relatively simple compared with traditional EDI systems that adopt a UN/EDIFACT format.

However, the relative ease with which new variants of XML can be created has led to a large number of different and partly competing standards. This also applies to ship clearance, although the use of XML for this purpose is not widely implemented. Some relatively well known examples are: PortNet in Finland; the (Electronic Notice of Arrival/Departure (eNOA/D) system by the United States Coast Guard (<http://www.nvmc.uscg.gov/>); and SafeSeaNet in Europe (<http://www.emsa.europa.eu/>).

At the time of writing, none of the XML messages can be identified as a likely emerging de-facto standard for ship clearance, although these are the applicable de-jour standards for ship clearance such as ISO 28005 series and 15000 series.

8 Characteristics

An MSW which conforms to the objectives for setting up a single window in maritime transport, as outlined in paragraph 5.1, should be established with at least the following characteristics:

- .1 demonstrates conformity with FAL Standard 1.6 that public authorities should limit the information they require from shipowners and other parties concerned to that required by the FAL Convention;
- .2 notwithstanding paragraph 8.3.1 below, demonstrates that where additional information may be required to eliminate duplication of reporting requirements by public authorities, ports (including PCS) and other stakeholders, this information is part of a single, standardized reporting procedure and format. In this regard, the single window incorporates the recommended practice in FAL Standard 1.3*quin*, in particular:
 - .1 the extent of the reporting requirements is defined in an agreed maximum harmonized list of data reporting requirements, which is valid in every port and meets the needs of all public authorities, ports (including PCS) and other stakeholders;
 - .2 the harmonized maximum list of data reporting requirements should be periodically reviewed to ensure that it represents the absolute minimum reporting requirement that can be achieved;
 - .3 the maximum list of data reporting requirements determines the content of the standardized single window reporting format;

- .4 in conformance with the principle of reuse of submitted information, there should be no need for additional information to be provided by the ship, shipowner, operator or agent acting on their behalf to any other national or local reporting system; and
- .5 measures should be in place for amending reporting procedures, data structures and formats. This should include notification of changes, including systems requirements, to the shipping industry well in advance of the changes becoming effective. This would be in accordance with FAL Standard 1.3*ter*.
- .3 has a reporting procedure and format which embodies "report once" reporting, particularly for shipping companies and ships. It should use a centralized information management system that:
 - .1 ships and companies report to (one-to-many) and receive communications regarding decisions and other information from public authorities, ports (including PCS) and other stakeholders. Ships should not be required to report more than once for multiple port calls within the same country unless there has been a change to the ship's reportable circumstances;
 - .2 all public authorities, ports (including PCS) and other stakeholders receive reports from, reuse and transmit communications regarding decisions and other information; and
 - .3 ships should not be required to submit to public authorities any information that is produced by another public authority.
- .4 reflects the relevant UN Recommendations;
- .5 does not make it possible for any stakeholder to implement a reporting procedure or format which runs in parallel to, or duplicates, any element of the single window;
- .6 demonstrates that it:
 - .1 is technology neutral and capable of evolving with technological developments which may further enhance the efficiency of maritime trade;
 - .2 is provided with a robust means of ensuring ships and companies can determine the extent to which information, particularly sensitive information and information not required by the FAL Convention, is shared through the single window;
 - .3 incorporates information security measures, taking into account international standards, national legislation and guidance on information and cyber security;
 - .4 incorporates back-up arrangements to ensure that any failure or malfunction of the single window does not prevent ships from efficiently reporting or hinder clearance processes; and

- .5 is capable of being interoperable with other single windows, internationally, in the future by avoiding reliance on proprietary data models.

9 Operation and maintenance

An MSW is required to accept online applications from the private sector 24 hours a day, seven days a week. In other words, public authorities managing an MSW are required to ensure stable operation at all times. Thus, it is necessary for public authorities to deploy technical staff to organize the daily operation team and deal with system failures that occur as well as to appropriately monitor and maintain their MSW (See annex D).

10 References

- Boertien, N. et al., Blueprint for a virtual port, an integrated view on next generation Internet in the Port of Rotterdam. *Virtuele Haven Consortium*, 7 June 2002.
- Directive 2010/65/EU of the European Parliament and of the Council of 20 October 2010 on reporting formalities for ships arriving in and/or departing from ports of the Member States and repealing Directive 2002/6/EC.
- IMO Convention on Facilitation of International Maritime Traffic (FAL Convention), 1965.
- IMO Compendium on Facilitation and Electronic Business.
- Revised Kyoto Convention on the Simplification and Harmonization of Customs Procedures, WCO, 2006.
- UNECE Recommendation No.33, Recommendation and Guidelines on Establishing a Single Window.
- UNECE Recommendation No.35, Establishing a Legal Framework for International Trade Single Window.
- UNECE Recommendation No.36, Single Window Interoperability.
- UNECE Technical Note on Terminology for Single Window and other electronic platforms.
- WCO Data Model – Single Window Data Harmonization, WCO, 2015.
- WCO SAFE Framework of Standards, June 2007.

ANNEX A

MARITIME SINGLE WINDOW EXAMPLES

[GISIS Module on Application of the Single Window](#)

ANNEX B

LIST OF APPLICABLE STANDARDS

1 IMO: Facilitation Committee (FAL)

The IMO Facilitation Committee is working together with Member States to ensure that ships transit from port to port without unnecessary delays by simplifying and reducing paperwork and formalities during their stay and departure on international voyages. More information can be found at: [Facilitation \(imo.org\)](http://imo.org)

2 World Health Organization (WHO)

WHO issues the international health regulations (IHR), more information can be found at: <http://www.who.int/en/>

3 World Customs Organization (WCO)

The World Customs Organization (WCO), established in 1952 as the Customs Cooperation Council (CCC) is an independent intergovernmental body whose mission is to enhance the effectiveness and efficiency of Customs administrations. More information can be found at: <http://www.wcoomd.org/en.aspx>

Also, WCO has developed the WCO DATA Model, which is a set of carefully combined data requirements that are mutually supportive and which will be updated on a regular basis to meet the procedural and legal needs of cross-border regulatory agencies such as customs, controlling export, import and transit transactions. More information can be found at: <http://www.wcoomd.org/Topics/Facilitation/Instrument%20and%20Tools/Tools/Data%20Model>

Furthermore, WCO has developed the WCO Compendium which describes how to build a single window environment. More information can be found at: <http://tfig.unece.org/contents/wco-single-window-compendium.htm>

4 World Trade Organization (WTO)

The World Trade Organization (WTO) is the only global international organization dealing with the rules of trade between nations. At its heart are the WTO agreements, negotiated and signed by the bulk of the world's trading nations and ratified in their parliaments. The goal is to ensure that trade flows as smoothly, predictably and freely as possible.* More information can be found at: <https://www.wto.org/index.htm>

5 United Nations Economic Commission for Europe (UNECE)

The United Nations Economic Commission for Europe (UNECE) administers, among others, the Inland Transport Committee, which is responsible, among others, for the Customs Convention on the International Transport of Goods under Cover of TIR Carnets (TIR Convention) and the International Convention on the Harmonization of Frontier Controls of Goods.

* Also, traders from both developing and developed countries have frequently highlighted the vast amount of "red tape" that exists in moving goods across borders. To address this, WTO members have forged the Trade Facilitation Agreement (TFA), which came into force on 22 February 2017. More information can be found at: https://www.wto.org/english/tratop_e/tradfa_e/tradfa_e.htm#III

The UNECE also hosts the United Nations Centre for Trade Facilitation and Electronic Business (UN/CEFACT) which maintains and publishes recommendations and standards reflecting best practices in trade and transport procedures, related data and documentary requirements. More information can be found at <http://www.unece.org/info/ece-homepage.html>, also <http://www.unece.org/cefact.html> and <http://www.unece.org/trans/welcome.html> Especially, UNECE provides the Trade Facilitation Implementation Guide, which is a tool for simplifying cross-border trade. More information can be found at: <http://tfig.unece.org/index.html>

6 United Nations Conference on Trade and Development (UNCTAD)

Established in 1964, UNCTAD aims at the development-friendly integration of developing countries into the world economy.

UNCTAD is the **focal point within the United Nations** for the integrated treatment of trade and development and interrelated issues in the areas of finance, technology, investment and sustainable development.

UNCTAD has developed a number of instruments such as the Automated System for Customs Data (AYSCUDA) to deal with customs requirements in developing countries.

More information can be found at: <https://unctad.org/>

7 United Nations Commission on International Trade Law (UNCITRAL)

UNCITRAL is the core legal body within the United Nations system in the field of international trade law. More information can be found at: <http://www.uncitral.org/>

8 United Nations Centre for Trade Facilitation and Electronic Business (UN/CEFACT)

UN/CEFACT does not have a legislative role in international shipping, but it develops and maintains specifications that are referenced in legislation and other standards. The most relevant work for shipping is the work on UN/EDIFACT and related standards, e.g. the "Technical Note on Terminology for Single Window and other electronic platforms" which implies five key elements of the definition of a single window:

- parties involved in trade and transport;
- standardized information and documents;
- single-entry point;
- fulfilling regulatory requirements; and
- single submission of individual data.

This includes a comprehensive data model covering all modes of transport: the Multi-Modal Transport Reference Data Model. This data model not only covers all the potential needs of the transport and logistics industry, but also provides links to all other sectors of the international supply chain including regulatory procedures.

More information can be found at: <https://www.unece.org/cefact/>

9 International Organization for Standardization (ISO)

ISO is a non-governmental organization established in 1947. The mission of ISO is to promote the development of standardization and related activities worldwide with a view to facilitating the international exchange of goods and services, and to developing cooperation in the spheres of intellectual, scientific, technological and economic activity. The work of ISO results in international agreements, which are published as international standards. More information is available at: <http://www.iso.org/>

10 Legal issues in a single window project

When considering a SW, the legal framework and governance is critical and should be developed so that there are clear responsibilities and liabilities for the system development, maintenance and operation.

Governance between the government agencies and stakeholders is required to ensure that when legislation changes the SW can be updated without affecting the operation.

In addition, there should be clear guidance on data protection and privacy of information to ensure all national, regional and international regulations are complied with.

11 PROTECT

The PROTECT Group was established by the port authorities of several major ports in north-west Europe. The Group aims to harmonize the implementation of the UN/EDIFACT standard messages for vessel reporting in the different ports (see <https://ipcsa.international/protect/about/> for more information).

12 SMDG

SMDG is a non-profit foundation, run by and on behalf of companies and organizations working in the maritime industry, such as container terminals, ocean carriers and related companies and organizations. More information can be found at: <http://www.smdg.org/>

13 Transportation Data Coordinating Committee (TDCC) and Accredited Standards Committee (ASC X12)

TDCC devised an electronic railway bill of lading in 1975 and went on to establish a suite of electronic documents for rail, motor, ocean and air freight. Individual companies and industries began developing their own means of exchanging data, which raised the prospect of splintering and conflicting documents that created more work for the users rather than less. The result, in 1979, was the United States EDI standard, which became accredited under the American National Standards Institute (ANSI) as the ASC X12 committee. ASC X12 incorporated the work of TDCC into its standards in the early 1980s. More information can be found at: <http://www.x12.org/>

14 Organization for the Advancement of Structured Information Standards (OASIS) – ebXML

OASIS is a non-profit international consortium that drives the development, convergence and adoption of e-business standards.

OASIS develops XML-based standards for a wide range of applications. The most relevant is ebXML (Electronic Business Extensible Markup Language), which was started in 1999 as an initiative of OASIS and UN/CEFACT. OASIS has also published Universal Business Language (UBL). More information can be found at: <https://www.oasis-open.org/>

ANNEX C

TECHNICAL OUTLINE

There are some standards and technical methodologies that are or may be applicable to single window implementation for ship clearance. These are listed in the following sections. This is not an exhaustive list, but attempts have been made to include the most relevant.

However, it should be noted that at the time of writing, mainly UN/EDIFACT standards are used to any great extent.

1 Basic technical methodologies

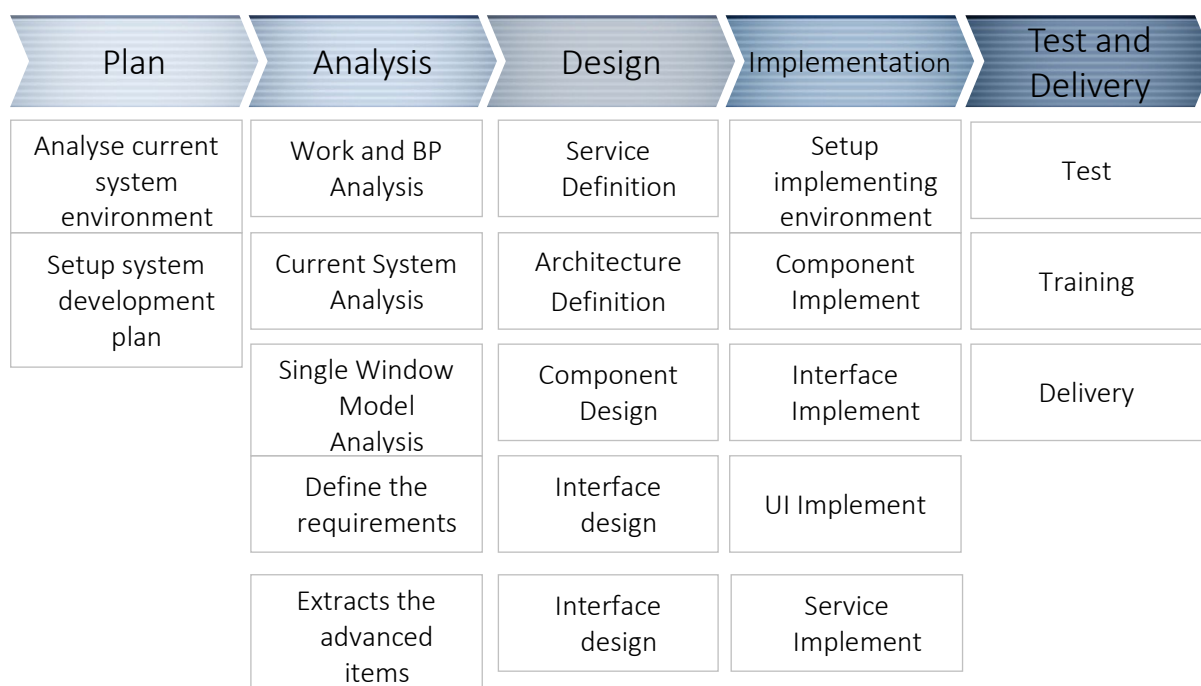
Technology develops rapidly and these guidelines do not recommend the use of any specific technical solutions. These guidelines mainly focus on use by public authorities, so that does not refer to detailed technical methods. However, the knowledge of technical methods will be helpful for public authorities when they develop an MSW with system vendors, etc.

1.1 Basic principle to be applied

1.1.1 A possible methodology is based on the underlying principles of a recently developed information technology called service-oriented architecture (SOA). SOA is a software design methodology for implementing an information system comprising interoperable, reusable services. In other words, SOA implements a distributed information system so that services can be discovered and used within multiple, separate subsystems across several business domains. Flexibility is enhanced through the loose coupling of services. Interoperability is enhanced across heterogeneous software applications by using a well-known standard for defining and accessing these services. That combination, flexibility and interoperability enables agile adaptation to rapidly changing business environments. This technical methodology covers the overall process and method for implementing a single window. It is a technical methodology for design, implementation and operation of a single window system for maritime transport business in a detailed manner.

1.1.2 This annex contains technical guidelines proposing a methodology for the design, implementation and operation of a single window system for maritime transport. Since the single window system is a software system, this methodology is based on a well-known development process. That process has five phases: planning, analysis, design, implementation, testing and delivery. These phases are shown in figure 1, which also shows the detailed tasks for each of the five phases.

Figure 1 – Single window service development and implementation methodology



1.2 Methodology deliverables

Regardless of the model chosen for development, or whether or not it is done in iterations, the following phases are the minimum for setting up a maritime single window. This matrix is shown as a template and is not to be mistaken for a full model.

No.	Phase	Activity	Task	Deliverables
1	Plan	Understand system environment	Identify relevant systems	Analysis of existing systems
		Establish development plan	Team formation, division of labour and development schedule	Development plan
2	Analysis	Analyse business and business process	Analyse current businesses business modelling	Business analysis report Definition of business
		Analyse current system	System analysis	System analysis report
		Analyse single window model	Analysis of single window model Analysis of best practice cases	Report on the analysis of single window model Report on benchmarking cases
		Define requirements	Stakeholder survey Stakeholder interview Requirements specification	Survey result Analysis report on interview Requirements specification
		Derive improvement measures	Define future model	Definition of future model
3	Design	Define services	Service specification Service design	Service specification Service design
		Define architecture	Architecture specification Architecture design Database design	Architecture specification Architecture design Database design
		Design component	Component specification Component design	Component specification Component design

		Design interface	Interface specification Interface design	Interface specification Interface design
		Design interface user	User interface design User interface design	User interface design User interface design
4	Implementation	Establish development environment	Define development environment	Definition of development environment
		Implement component	Implement components	Components codes
		Implement interface	Implement interface	interface codes
		Implement user interface	Implement user interface	User interface codes
		Implement services	Implement services	Services implementation codes
5	Testing and operation	Testing	Prepare test cases Conduct unit test Design combined test Conduct combined test	Test cases Result of unit test Combined test specification Result of combined test
		Training	Prepare user manual Prepare operator manual Train users Train operators	User manual Operator manual Report on user training Report on operator training
		Operation	Takeover test System release	Result of takeover test Report on system release

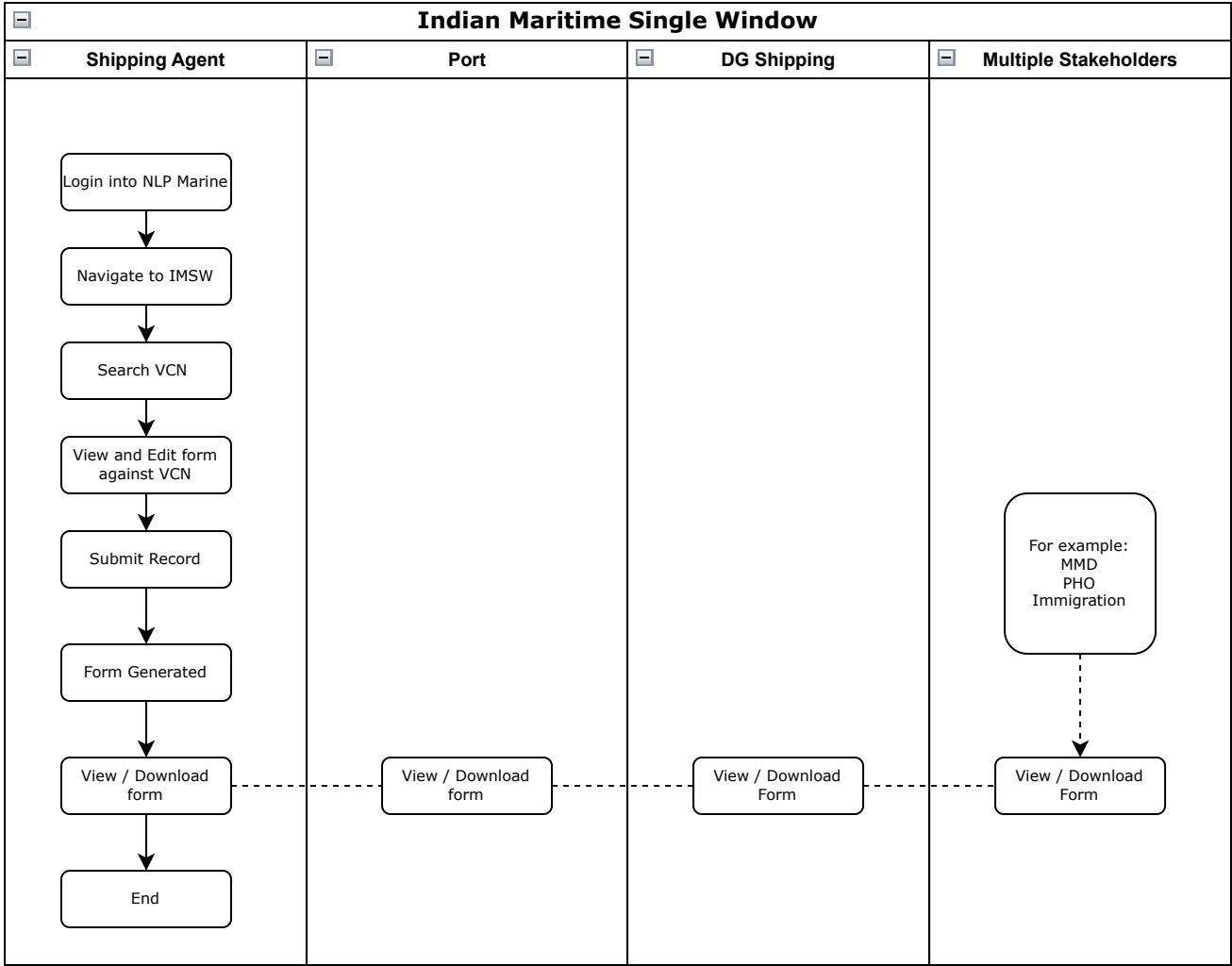
1.3 System architecture

In principle, a single window system for maritime transport business should be scalable in its structure and, to the extent possible, reusable. It should be based on analysed and applicable business processes and low-level functions as simple service components. They can be used as is or composed (assembled) into more complex services as needed. The SW system should be designed in such a way that users can access it using standard communication protocols. NSW systems should provide a harmonized interface for international data exchange with other (N)SW and systems operated by the maritime transport industry.

ANNEX D

**BASIC ITEMS FOR CONSIDERATION IN THE OPERATION
AND MAINTENANCE MANAGEMENT**

Item	Description
Total Management	Overall management and for system operation
Operation Management	Management of resources such as CPU and memory, scheduled inspection, live monitoring, security check, access log and back up, etc.
User Management	Accept the application of use from users; add their user data to database; and issue user ID and password. Define user access rights and, if necessary, update.
Data Management	Insert regularly updated data into database (e.g. relation between ship name, IMO Number and call sign). Manage update history record.
Security Management	Make sure that the system is at all times updated and provide system and data and information protection from internal or external threats.
Help Desk (Support desk) for User	Respond to user queries on how to use system functions, requests for improvements and contact in case of system failures.
System Failure Management	Investigate causes of system failures that occur. If said failure was caused by hardware, software including OS and middleware, or network, work together with the supplier and deal with the problem. On the other hand, if it was caused by application, work together with system developer and deal with the problem.
Application Maintenance	Bug fixing and minor modification of system.
Software Maintenance	Apply available software patches to keep their system up to date.
Server (Hardware) Management	Ensure proper environment of server room such as room temperature and access control to the room. *Nowadays, many owners of systems do not have their own server room and tend to make use of cloud server.
Network Maintenance	Modify network when administrative computers are added or system configuration is changed.





A complete solution for shipping

Import

Export

Domestic

● Origin *

Select

● Destination *

Select

Commodities *

Select

Advise

Clear

Services we offer

- Enter <https://nlpmarine.gov.in/landings/landing-page> on browser.
- Click on Sign in / Sign Up button.



Ministry of Ports,
Shipping and Waterways
Government of India



SAGAR SETU
NLP-Marine

Call Us

Contact Us

En



! Update our new Toll-Free Number for seamless assistance. We're here for you with the same great service: 1800-270-5260 .

Home

About

Services

Procedures

Trading Partners

National Producer

News and Updates

Application for IEC



Sign In / Sign Up

Make Your Shipments Hassle-Free

Login as a Customer

Importer, Exporter, CHA

Login

Don't have an account?

[Register](#)

Login as

Exim Trade

Service Provider

Regulatory Body

Custodian

User Name *

cosco001

Password *

10 + 10

=

20



[Forgot Password?](#)

Login

Login With

Mobile Number

Aadhaar

- Click on Sign in / Sign Up button.
- Login as a Service provider and entered User name and password.
- Enter captcha and click on the login button.



Search...

Service Catalogue

What Service You're Looking For ?

Search for any service



PORT MODULE

Exim - Vessel Activity >

Cargo-Containerized >

Cargo-Non-Containerized >

Cargo-Rail >

Cargo-Road >

Customs-Import >

Customs-Export >

Others-Payment >

PHO >

MMD >

Upload-Xml >

DGLL >

MSW >

MSW



Booking Module



DMS

- Documents



Exim - Vessel Activity

- Vessel Profile
- Voyage Registration
- Berth Request
- Pre Arrival Notification

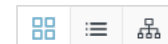
Edit Quick Access

All Services

Carrier Cargo PORT MODULE Others

Know More About Carrier

Under the carrier platform, users can avail services like road transport, rail transport and ocean services. Users can choose carriers at Sagar Setu platform to avail transport services to move cargo from one place to another place.



- Navigate to Service catalogue > Port Module > MSW

Search...

Service Catalogue > MSW > MSW

MSW List

CRN VCN From Date To Date

[Search](#) [Clear](#)

Show 25 rows Showing 1 to 11 of 11 entries

[Export](#)

CRN	VCN	Created By	Created On	Status	Action
2022070249961811	20231212	cosco001	14/12/2023 12:45	Submitted	Edit View
2023113050482755	7654356546	cosco001	14/12/2023 10:56	Submitted	Edit View
2023113050482757	Test4Dec	cosco001	11/12/2023 12:23:20	Submitted	Edit View
2023120750483286	Test09Dec	cosco001	08/12/2023 11:34:21	Approved	Edit View
2023120450483050	VCN04122023	cosco001	07/12/2023 11:39:12	Submitted	Edit View
2023120750483285	Test09Dec23	cosco001	07/12/2023 10:33:10	Submitted	Edit View
2023120750483287	Test08Dec23	cosco001	07/12/2023 09:34:00	Pending	Edit View

First Previous **1** Next Last

- View MSW list.
- Select one of the record and edit or view the details.

Search...

Service Catalogue > MSW > MSW FAL Forms Add

MSW FAL Forms

General Declaration

Arrival or Departure *

Arrival Departure

VCN *
20231212

Call Sign *
VTZJ

Name of the Ship *
SWARAJ DWEEP

Port of Arrival *
INBOM1

Type of the Ship *
Cargo and passenger vessel

Date and Time of Arrival *
2022-07-29 12:00:00

IMO Number *
535464677

Flag State of Ship *
IN

Name of the Master *
AN Administration

Last port of call *
AFQLT1

Certificate of Registry *
IN0004

Name of Ship's Agent *
cosco001

Contact Details of Ship's Agent *
9987652510

Gross Tons *
14239.000

Net Tons *
4741.000

Number of Crew *
20

Number of Passengers *
155

Brief particulars of Voyage *
Cargo will be discharge

Brief description of the Cargo *
food cargo will be loaded

Remarks *
Sailing towards Suez canal

The ship's requirements in terms of waste and residue reception facilities *
garbage

Is Cargo Declaration *
 Yes No

Is Passenger List *
 Yes No

Is Ship Stores Declaration *
 Yes No

Is Dangerous Goods Declaration *
 Yes No

Is Crew Effects Declaration *
 Yes No

Is Crew List *
 Yes No

As per VCN selection data will be auto fetched

Update details and Select required FAL declaration

- As per VCN details will be displayed.
- Verify details and update as per the requirement.



Search...


- PORT MODULE
- Exim - Vessel Activity >
- Cargo-Containerized >
- Cargo-Non-Containerized >
- Cargo-Rail >
- Cargo-Road >
- Customs-Import >
- Customs-Export >
- Others-Payment >
- PHO >
- MMD >
- Upload-Xml >
- DGLL >
- MSW >**

Cargo Declarations

Port where report is made Port of loading

B/L No.	Marks And Numbers	Number And Kind Of Packages	Description Of Goods Or, If Available, The HS Code	Gross Weight	Measurement
<input type="checkbox"/> <input type="text"/>	<input type="text"/>	<input type="text"/>	<input type="text"/>	<input type="text"/>	<input type="text"/>

Cargo Declaration Document



Upload File

Ship's Stores Declaration

Number of persons on board Period of stay

Name Of Article	Quantity	Location On Board	Official Use
<input type="checkbox"/> <input type="text"/>	<input type="text"/>	<input type="text"/>	<input type="text"/>

Update the details on the form

Download sample file or Upload

- Select FAL form clicking on yes:
 - Cargo Description
 - Ship Stores Declaration
 - Crew Effect Declaration
 - Crew List
 - Passenger List
 - Dangerous Goods Declaration

Search...



PORT MODULE

- Exim - Vessel Activity >
- Cargo-Containerized >
- Cargo-Non-Containerized >
- Cargo-Rail >
- Cargo-Road >
- Customs-Import >
- Customs-Export >
- Others-Payment >
- PHO >
- MMD >
- Upload-Xml >
- DGLL >
- MSW >**

Crew's Effects Declaration

No.	Rank Or Rating	Family Name	Given Names	Effects Ineligible For Relief From Customs Duties And Taxes Or Subject To Prohibitions Or Restrictions	Cigarettes	Tobacco	Wines/Spirits	Other Goods
<input type="checkbox"/> 1	Captain	Kumar	Saurabh	NA	2	2	2	NA

[Upload PDF](#)
[+ Add Row](#)
[Delete Row](#)
[Download Sample File](#)
[Upload File](#)

Crew List

Update details

No.	Family Name	Given Names	Rank Or Rating	Nationality	Date Of Birth	Place Of Birth	Gender	Nature Of Identity Document	Number Of Identity Documents	Issuing State Of Identity Document	Expiry Date Of Identity Document
<input type="checkbox"/> 1	Kumar	Saurabh	Captain	Indian	1998-01-31	Mumbai	Male	PASSPORT	1	IND	2024-06-28

[Upload PDF](#)
[+ Add Row](#)
[Delete Row](#)
[Download Sample File](#)
[Upload File](#)

Search...

Passenger List

- PORT MODULE
- Exim - Vessel Activity >
- Cargo-Containerized >
- Cargo-Non-Containerized >
- Cargo-Rail >
- Cargo-Road >
- Customs-Import >
- Customs-Export >
- Others-Payment >
- PHO >
- MMD >
- Upload-Xml >
- DGLL >
- MSW >

No.	Family Name	Given Names	Rank Or Rating	Nationality	Date Of Birth	Place Of Birth	Gender	Nature Of Identity Document	Number Of Identity Documents	Issuing State Of Identity Document	Expiry Date Of Identity Document	Port Of Embarkation	Port Of Disembarkation	Visa Number If Appropriate	Transit Passenger Or Not	
<input type="checkbox"/>	1	Kumar	Saurabh	Captain	Indian	1978-11	Mumbai	Male	PASSPORT	1	Maharashtr	2024-01-31	INBOM1	INCCU1	90413853	No

Dangerous Goods List

Stowage Position	Reference Number	Marks & Numbers - Freight Container Identification No(S) - Vehicle Registration No(S).	UN Number	Proper Shipping Name/(Technical Specifications)	Class/(Subsidiary Risk(S))	Packing Group	Additional Information/Marine Pollutant/Flash Point/Etc.	Number And Kind Of Packages	Mass (Kg) Or Volume (L)	EmS	
<input type="checkbox"/>	1	39841773814	52455314	9876	INS Vikrant	3	Foam	NA	1	100vl	NA

After entered details click on Submit button

COSCO (INDIA) SHI... SAGAR SETU NLP-Marine Session Will Expire In: 19:53 A- A+ High Contrast Call Us Contact Us En

Service Catalogue > MSW > MSW

MSW List

CRN VCN From Date To Date

dd-mm-yyyy dd-mm-yyyy

Search Clear

Show 25 rows Showing 1 to 11 of 11 entries

Search Export

CRN	Status	Action
2022070249961811	Submitted	
2023113050482755	Submitted	
2023113050482757	Submitted	
2023120750483286	Approved	
2023120450483050	Submitted	
2023120750483285	Submitted	
2023120750483287	Pending	

Record has been successfully submitted and sent for Port for approval.
Transaction Reference Number : 2022070249961811

Ok

After submitting transaction number will be generated

Copyright © 2023 , Designed, Developed and Maintained by Indian Ports Association

Powered By **portal**

- Once details uploaded click on submit button.
- After submission of record Transaction Id will be generated and same has been shared with the respective stakeholders.



Make Your Shipments Hassle-Free

Login as a Customer
Importer, Exporter, CHA

Login

Don't have an account?
[Register / User Manual](#)

Login as

Exim Trade	Service Provider	Regulatory Body	Custodian
------------	------------------	-----------------	------------------

User Name *
ptuser11

Password *

3 + 9 =

[Forgot / Reset Password?](#)

Login as Custodian

Login

Login With

Mobile Number

Udyog Aadhaar

- Click on Sign in / Sign Up button.
- Login as a Custodian and entered User name and password.
- Enter captcha and click on the login button.

TECK CHUN

SAGAR SETU
NLP-Marine

Session Will Expire In: 19:57

A- A A+ High Contrast

Call Us Contact Us En

Search...

Service Catalogue

What Service You're Looking For ?

Search for any service


Quick Access

Edit Quick Access

- Cargo-Containerized**
 - Container/Cargo Gate-in Gate-Out Report
 - Gate Open Report
 - Carting Permission
 - Container Stuffing / Destuffing Report
 - Equipment Interchange Report
 - Container Loading And Discharge Report

All Services

Carrier Cargo Port Module Others



- Navigate to Service catalogue > Port Module > MSW

Search...

Service Catalogue > MSW > MSW

MSW List

CRN VCN From Date To Date

[Search](#) [Clear](#)

Show 25 rows Showing 1 to 11 of 11 entries

[Export](#)

CRN	VCN	Created By	Created On	Status	Action
2022070249961811	20231212	cosco001	14/12/2023 15:08	Submitted	
2023113050482755	7654356546	cosco001	14/12/2023 10:56	Submitted	
2023113050482757	Test4Dec	cosco001	11/12/2023 12:23:20	Submitted	
2023120750483286	Test09Dec	cosco001	08/12/2023 11:34:21	Approved	
2023120450483050	VCN04122023	cosco001	07/12/2023 11:39:12	Submi	
2023120750483285	Test09Dec23	cosco001	07/12/2023 10:33:10		
2023120750483287	Test09Dec23	cosco001	07/12/2023 09:34:00		



- PORT MODULE
- Exim - Vessel Activity >
- Dashboard >
- Message Adoption Utilisation >
- Cargo-Containerized >
- Cargo-Non-Containerized >
- Cargo-Rail >
- Cargo-Road >
- Customs-Import >
- Customs-Export >
- Others-Payment >
- PHO >
- MMD >
- DGLL >
- MSW >**

- Select one of the record and click on Action button to view the details.

TECK CHUN

SAGAR SETU NLP-Marine

Session Will Expire In: 18:00

A- A A+ High Contrast

Call Us Contact Us En

Search...

Service Catalogue > MSW > MSW FAL Form View

Request Status

Status: Submitted Reason:

MSW General Declaration

Arrival or Departure: Arrival	Name and Type of the Ship: SWARAJ DWEEP - Cargo and passenger vessel	IMO Number: 535464677	Call Sign: VTZJ
Voyage Number: 22	Port of Arrival: Mumbai (ex Bombay)	Date and Time of Arrival: 2022-07-29 12:00:00	Flag State of Ship: INDIA
Name of the Master: AN Administration	Last port of call: Qalat	Certificate of Registry: IN0004	Name and contact details of ship's agent: cosco001 - 9987652510
Gross Tons: 14239.000	Net Tons: 4741.000	Number of Crew: 20	Number of Passengers: 155
Brief particulars of Voyage: Cargo will be discharge	Brief description of the Cargo: food cargo will be loaded	Remarks: Sailing towards Suez canal	The ship's requirements in terms of waste and residue reception facilities: garbage

[Print FAL Form 1](#)

Cargo Declaration

Port where report is made:	Port of Loading:				
BL No: DSAF4342DS	Marks And Numbers: MARKNUM	Number and Kind of Packages: 342145	Description of Goods or, if available, the HS Code: 34214599	Gross weight: 5748	Measurement: MT

[Print FAL Form 2](#)

- User have provision to Print and Save as PDF the FAL form.