

J M BAXI

THE PORT SPECIALIST
MARINE SERVICES

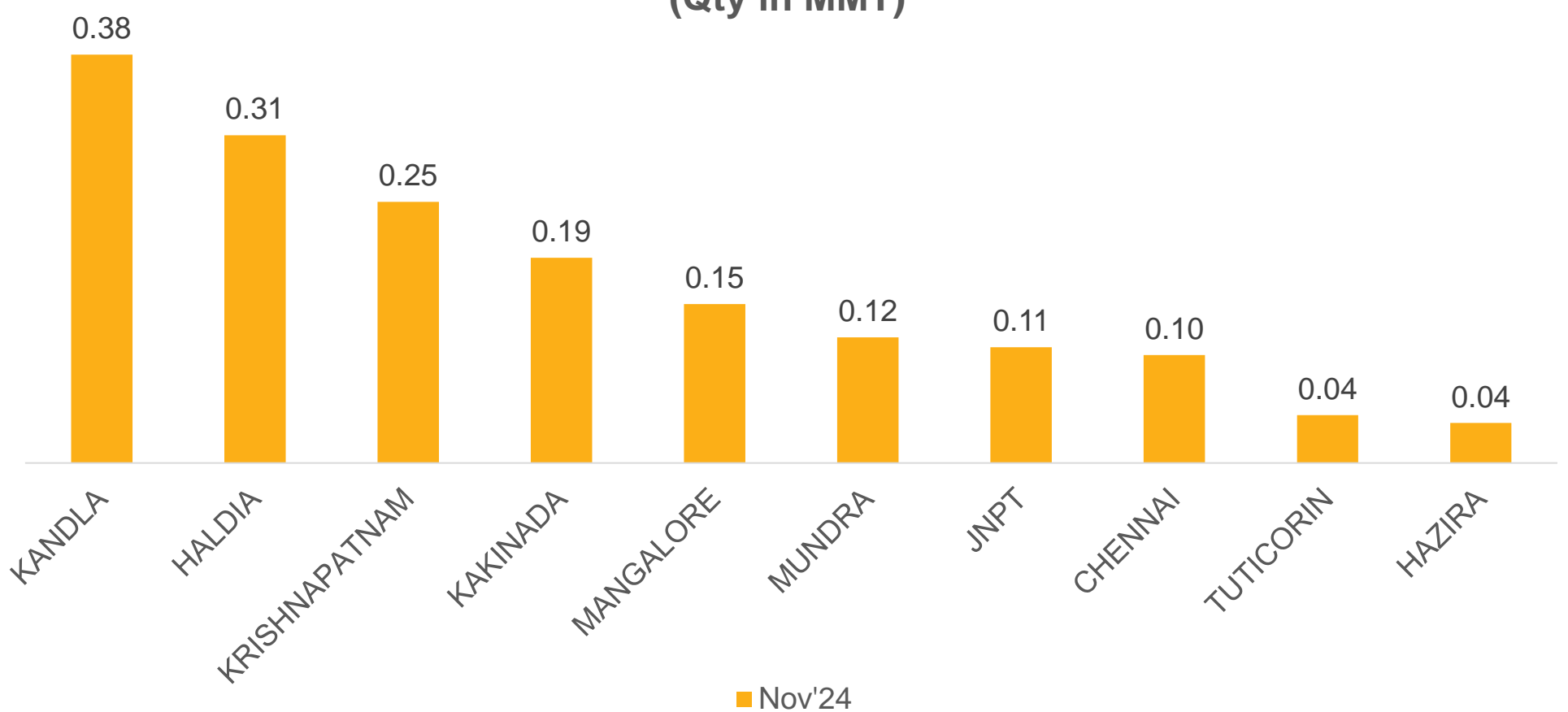


Veg Oil Monthly Update
December 2024



Veg Oils and Indian Ports

Edible Oil Vessels Calling Indian Ports – Oil Year 24-25 (Nov'24)
(Qty in MMT)



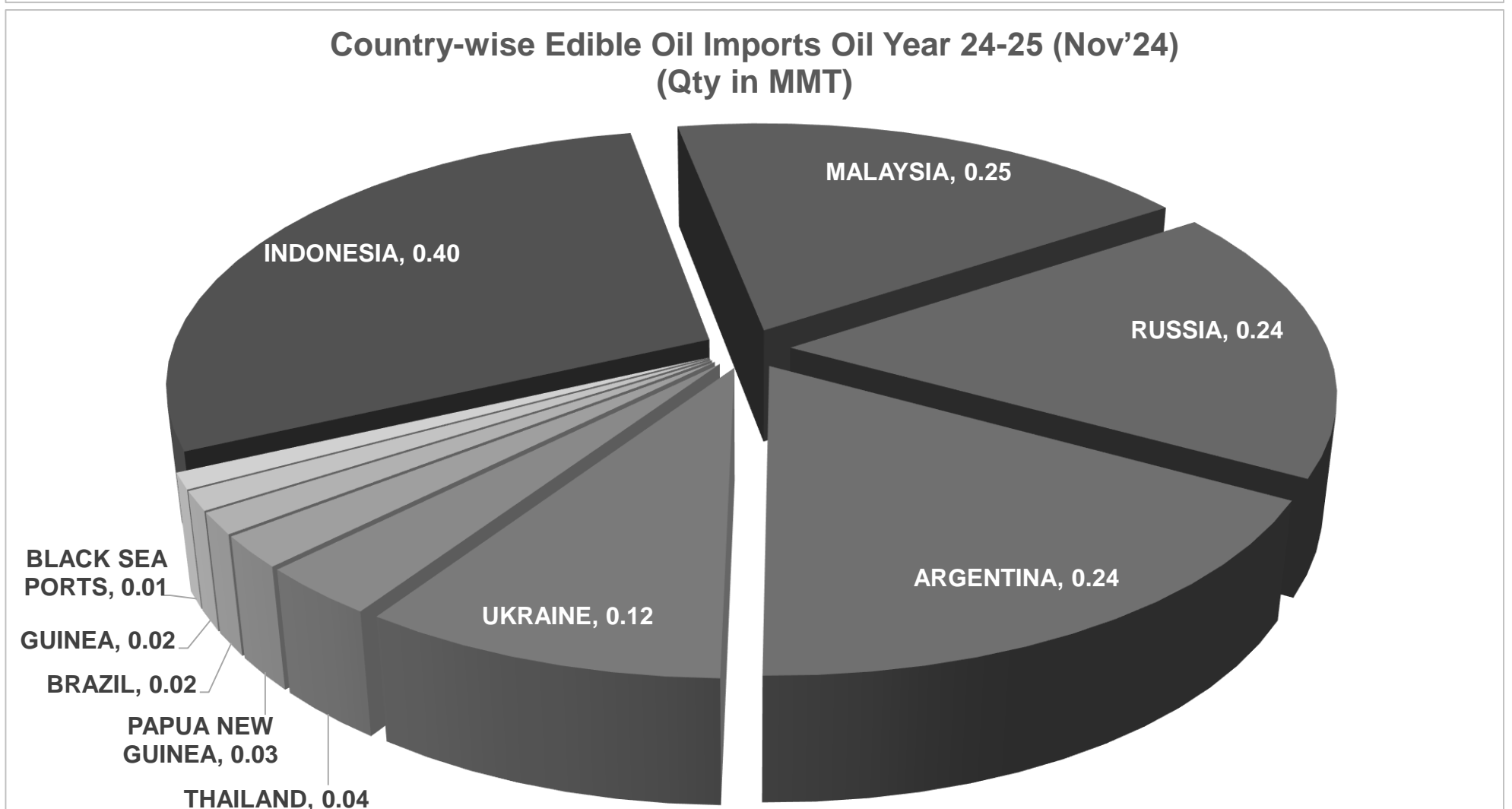
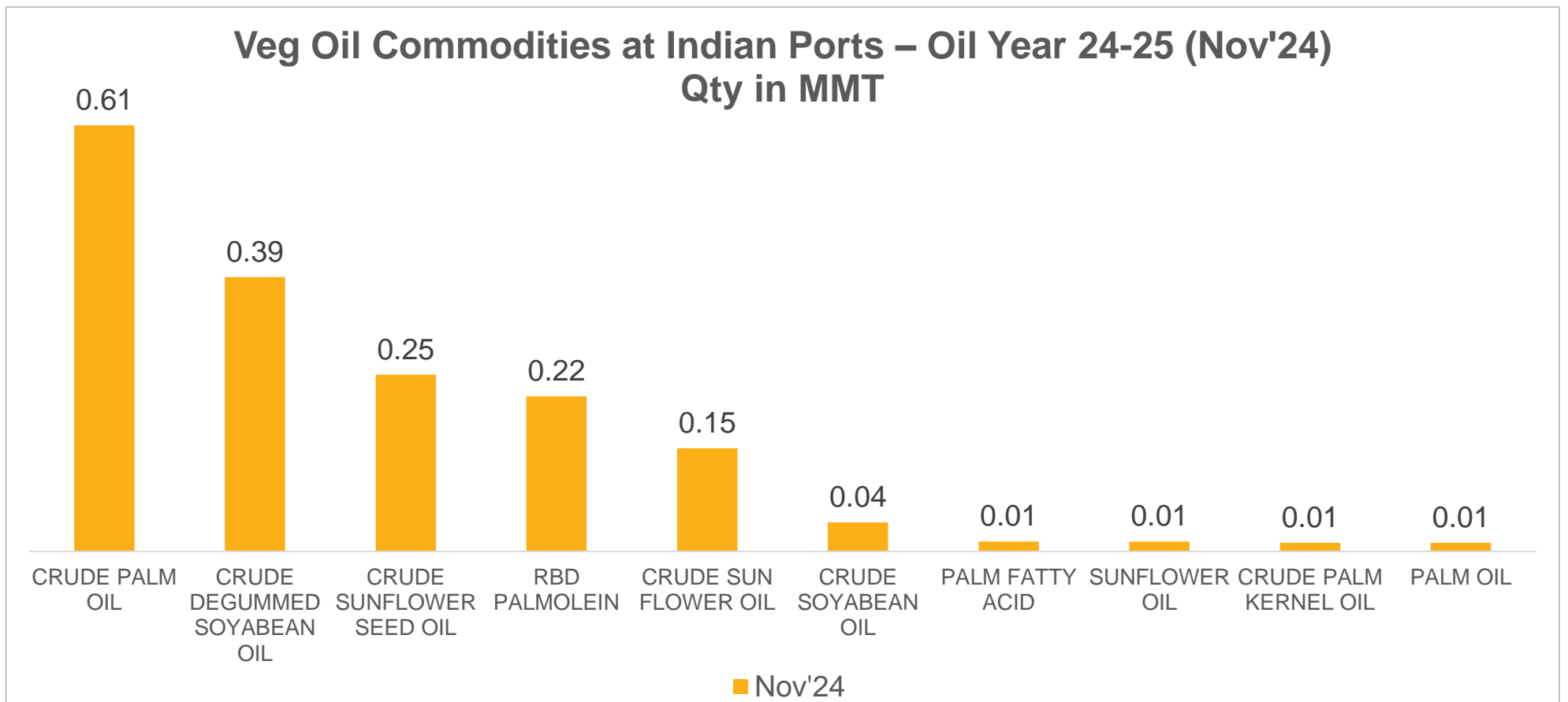
TOP 10 EDIBLE OIL IMPORTERS (QTY IN MMT): Nov'24

IMPORTERS	IMPORT QTY
ADANI WILMAR LTD.	0.29
GEMINI EDIBLES AND FATS INDIA PVT. LTD.	0.18
PATANJALI FOODS LTD.	0.16
EMAMI AGROTECH LTD.	0.10
BUNGE INDIA PVT. LTD.	0.05
LOHIYA VEG OILS PVT. LTD.	0.05
GOKUL AGRI INTL. LTD.	0.04
BUDGE BUDGE REFINERIES LTD.	0.04
VITERRA INDIA PVT. LTD.	0.04
MK AGROTECH PVT. LTD.	0.03

Veg oils Product wise monthly performance



- Import of edible oils during Oil Year 2023-24, as predicted earlier, reduced to 159.6 lakh tons from 164.7 lakh tons compared to previous year. Import of vegetable oils during Oil Year 2023-24 (Nov.'23 to Oct.'24) i.e. edible oil and non-edible oil combined reported at 162.3 lakh tons (16.2 MnT) compared to 167.1 lakh tons (16.7 MnT) during 2022-23 i.e. down by 3%. Overall palm oil shipment increased from 72.0 lakh tons to 90.2 lakh tons in 2023-24. The soft oils share increased from 59.0 lakh tons to 69.5 lakh tons..





Import Duty on Edible oils



- The government in June allowed import of crude palm oil, soyabean oil and sunflower oil at nil rate of customs duty for two years. The agri cess on Palm oil has been steady at 5% while it slashed for crude soy bean oil and sunflower oil.
- The basic duty on refined soyabean oil and refined sunflower oil has declined by 17.5% to 12.5%.
- The basic duty on refined palm oil has been steady at 12.5%.

Oils	w.e.f. 15.06.23	Agri Cess	Social Welfare Cess	Effective Duty
Crude Palm Oil	NIL	5.0%	10%	5.50%
RBD Palmolein	12.50%	--	10%	13.75%
RBD Palm Oil	12.50%	--	10%	13.75%
Crude Soybean Oil	NIL	5.0%	10%	5.50%
Crude Sunflower Oil	NIL	5.0%	10%	5.50%
Crude Rapeseed Oil	35.0%	--	10%	38.50%
Refined Soybean Oil	12.50%	--	10%	13.75%
Refined Sunflower Oil	12.50%	--	10%	13.75%
Refined Rapeseed Oil	45.00%	--	10%	49.50%
Crude Cottonseed Oil	35.00%	--	10%	38.50%
Refined Cottonseed Oil	45.00%	--	10%	49.50%

Source: SEA Data Bank

**THE SOLVENT EXTRACTOR'S ASSOCIATION OF INDIA
GOVERNMENT OF INDIA TARIFF STRUCTURE FOR IMPORT OF EDIBLE OILS
(Price in CIF US\$) as of 30th November'24**

Oils	w.e.f. 16.07. 24	w.e.f. 1.08. 24	w.e.f. 15.08. 24	w.e.f. 31.08. 24	w.e.f. 14.09 24	w.e.f. 1.10 24	w.e.f. 16.10 24	w.e.f. 31.10 24	w.e.f. 15.11 24	w.e.f. 30.11 24			
Crude Palm Oil	925	930	937	949	965	983	1008	1046	1080	1119			
RBD Palm Oil	930	941	948	960	976	994	1019	1058	1081	1127			
Other -Palm Oil	928	936	943	955	971	989	1014	1052	1081	1123			
CrudePalmolein	933	946	953	965	981	999	1024	1063	1085	1129			
RBD Palmolein	936	949	956	968	984	1002	1027	1066	1088	1132			
Other-Palmolein	935	948	955	967	983	1001	1026	1065	1087	1131			
Crude SoybeanOil	996	1013	988	983	1011	1014	1025	1057	1087	1117			

Import Duty on Edible oils & Stock Update



PORTWISE IMPORT OF EDIBLE OIL FOR THE MONTHS OF NOVEMBER 2024 WITH COMPARATIVE PERIOD OF PREVIOUS YEAR 2023-2024 (1 MONTHS)

(Qty. in M.T.)

MONTH	Tu'corin	Mundra	Mumbai	Mg'lore	Kandla	Kakinada	JNPT	Haldia	K'patinam	Chennai	Budge-budge	Other Ports*	TOTAL
Nov 2024	45,000	80,268	---	102,450	466,667	138,862	110,482	246,351	220,654	93,834	25,667	60,066	1,590,301
	43,900	76,525	---	79,550	329,557	80,751	43,035	173,112	126,501	84,753	34,481	75,927	1,148,092
TOTAL	45,000	80,268	---	102,450	466,667	138,862	110,482	246,351	220,654	93,834	25,667	60,066	1,590,301
	43,900	76,525	---	79,550	329,557	80,751	43,035	173,112	126,501	84,753	34,481	75,927	1,148,092
2023-2024	478,233	922,807	---	1,070,540	4,281,967	1,241,080	1,256,599	2,676,094	1,703,617	1,171,217	297,873	862,545	15,962,571
2022-2023	430,808	1,047,337	---	1,083,982	5,006,708	1,203,276	1,326,222	2,370,188	1,542,505	1,380,976	354,334	719,756	16,466,093
2021-2022	391,159	917,398	5,000	766,923	4,578,907	888,861	1,254,850	2,005,050	1,391,262	1,003,305	284,620	542,505	14,029,840
2020-2021	326,048	686,321	5,149	777,008	3,950,816	915,224	1,277,182	1,956,918	1,521,208	975,628	247,883	492,126	13,131,511

* Other Ports - Vizag, Pondicherry, Goa, Paradip, Nagapattinam, Bedi

Total Stock of Veg Oils on Indian ports as of 30th Nov'24

Row Labels	CRUDE PALM OIL	CRUDE DEGUMMED SOYABEAN OIL	CRUDE SUNFLOWER SEED OIL	RBD PALM OLEIN	CRUDE SUN FLOWER OIL	CRUDE SOYA BEAN OIL	PALM FATTY ACID	SUN FLOWER OIL	CRUDE PALM KERNEL OIL	PALM OIL
KANDLA	0.18	0.20								
HALDIA	0.09	0.14	0.01	0.07	0.01					
KRISHNAPATNAM	0.11			0.05	0.08					
KAKINADA	0.03		0.14	0.02						
MANGALORE	0.03		0.07	0.04	0.01					
MUNDRA	0.01	0.05			0.01	0.02	0.01		0.01	
JNPT	0.06		0.03	0.01	0.01					
CHENNAI	0.03			0.02	0.04					
TUTICORIN	0.03									0.01
HAZIRA		0.01				0.02		0.01		
BUDGE BUDGE	0.03									
PARADIP	0.01									
COCHIN			0.01					0.01		

Reports for December 2024

J. M. BAXI Monthly Agri Products Update

J. M. BAXI Monthly Automotive Logistics Update

J. M. BAXI Monthly Cement Update

J. M. BAXI Monthly Coal Update

J. M. BAXI Monthly Container Update

J. M. BAXI Monthly Cruise Shipping Update

J. M. BAXI Monthly Veg Oil Update

J. M. BAXI Monthly Fertilizer Update

J. M. BAXI Monthly Mineral and Metal Update

J. M. BAXI Monthly Oil and Petroleum Update

J. M. BAXI Monthly Port Update

J. M. BAXI Monthly Project Cargo Update

J. M. BAXI Monthly Seafarers Insights Update

J. M. BAXI Monthly Steel Update

Research and Analysis Cell
J. M. Baxi

Godrej Coliseum, Office No. 801, 8th floor, "C" wing, Behind Everard Nagar,
Off. Somaiya Road, Sion. Mumbai - 400022 INDIA.
T: 022 61077100 Ext 161 | M: 091-7506004224
E: shwetalk@jmbaxi.com | W: www.jmbaxico.co.in